



Government of Malawi

DRAFT
2025/26 FINANCIAL STATEMENT

Ministry of Finance and Economic Affairs

P.O. Box 30049

Lilongwe 3

CONTENTS

ABBREVIATIONS AND ACRONYMS.....	iii
1. INTRODUCTION.....	1
2. THE 2023/24 BUDGET PERFORMANCE.....	3
2.1 Revenue and Grants.....	5
2.1.1 Revenue.....	5
2.1.2 Grants.....	6
2.2 Expenditure.....	7
2.2.1 Expenses.....	7
2.2.2 Net Acquisition of Non-Financial Assets	8
2.3 Net Borrowing.....	8
3. THE 2024/25 BUDGET PERFORMANCE.....	9
3.1 Revenues and Grants.....	11
3.1.1 Revenues	11
3.1.2 Grants.....	12
3.2 Expenditure.....	13
3.2.1 Expenses.....	14
3.2.2 Net Acquisition of Non-Financial Assets	14
3.3 Net Borrowing.....	15
4. THE 2025/26 BUDGET ESTIMATES	17
4.1 Revenue and Grants.....	19
4.2 Expenditure.....	19
4.2.1 Expenses.....	20
4.2.2 Transfers to Local Councils	20
4.2.3 Net Acquisition of Non-Financial Assets	21
4.3 Net Borrowing.....	21
5.0 MALAWI 2063 FIRST 10 YEAR IMPLEMENTATION PLAN AND THE NATIONAL BUDGET	23
5.1 The Linkage between MIP-1 and the Budget.....	23
5.1.1 Budget allocation to Enablers	24
5.1.2 Budget allocation to Pillars	24
6.0 PUBLIC DEBT PORTFOLIO AS AT END-SEPTEMBER 2024.....	27
6.1 Public Debt Stock.....	27
6.1.1 External Public Debt.....	27
6.1.2 Domestic Public Debt	29

6.2 Cost and Risk Indicators	29
6.2.1 Debt Management Developments.....	30
6.2.2 Update on the debt restructuring.....	30

TABLES

Table 1: 2023/24 Budget Framework (K' million)	3
Table 2: 2024/25 Budget Framework (K' million)	9
Table 3: 2025/26 Budget Framework (K' million)	17
Table 4: Transfers to Local Councils by Budget Type and Sector (K' million).....	20
Table 5: Budget allocation according to MIP-1 Pillars and Enablers (K' million)	24
Table 6: Public Debt time series	27
Table 7: External Debt Stock by Debtor (USD Millions).....	27
Table 8: External Debt Stock by Creditor (USD Millions)	28

FIGURES

Figure 1: Revenue	6
Figure 2: Grants	6
Figure 3: Expenditure.....	7
Figure 4: Expenses	8
Figure 5: Revenue	12
Figure 6: Grants	13
Figure 7: Expenditure.....	13
Figure 8: Expenses	14
Figure 9: Pillars and Enablers allocation	25
Figure 10. Domestic Debt Stock by Instrument.....	29

ANNEXES

Annex 1: Budget Framework (K' million)	33
Annex 2: Summary of Estimates by Vote and Budget Type	37
Annex 3: Development Projects	47
Annex 4: Transfers to Subvented Organizations	63
Annex 5: Summary of Departmental Receipts	65

ABBREVIATIONS AND ACRONYMS

AfDB	African Development Bank
CHAM	Christian Health Association of Malawi
DfID	Department for International Development
EU	European Union
AIP	Affordable Input Programme
GDP	Gross Domestic Product
IDA	International Development Assistance
IMF	International Monetary Fund
JICA	Japan International Cooperation Agency
LUANAR	Lilongwe University of Agriculture and Natural Resources
MIP-1	Malawi 2063 First 10-Year Implementation Plan
SDR	Special Drawing Rights
K	Malawi Kwacha
MRA	Malawi Revenue Authority
MUST	Malawi University of Science and Technology
ORT	Other Recurrent Transactions
PE	Personal Emoluments
TPD	Total Public Debt
UNESCO	United Nations Educational, Scientific and Cultural Organization
JPY	Japanese Yen

1. INTRODUCTION

The Financial Statement is part of documentation that the Ministry of Finance and Economic Affairs is required to submit to the National Assembly in accordance with relevant provisions of the Public Finance Management Act (2022). The statement provides a summarised performance of Government revenues and expenditures for the two preceding financial years, and projected inflows and outflows for the planning year. This Statement therefore has the outturn on Government revenues and expenditures in the 2023/24 and 2024/25 Financial Years, and the planned inflows and outflows for 2025/26 Financial Year.

The Financial Statement also includes a brief on the relationship between the expenditure of the Government and the Malawi 2063 First 10-Year Implementation Plan (MIP-1), and the Government debt portfolio.

2. THE 2023/24 BUDGET PERFORMANCE

The 2023/24 Budget was formulated against a backdrop of global economic slowdown due to the anticipated decrease in growth for most Advanced Economies as the world was still grappling with the effects of Covid 19 pandemic and the raging conflicts in Europe and Middle East. In 2024, global output was estimated at 3.2 percent which was 0.1 percent point lower than the 3.3 percent registered in 2023. The moderate decrease in growth was mainly due to greater than expected resilience in the United States (World Economic Outlook -IMF, January 2025). Emerging Markets and Developing Economies in 2024 grew at the rate of 4.2 percent compared to 4.4 percent in 2023. The slow growth in China and India economies largely accounted for the lower than initially anticipated overall output for the Emerging Markets and Developing Economies (World Economic Outlook -IMF, January 2025).

In 2024, the Sub-Saharan Africa economy was estimated to grow by 3.8 percent compared to 3.6 percent growth in 2023 (IMF World Economic Outlook - IMF, January 2025). The positive trajectory was attributable to strong growth in most economies of the region as they gradually emerged from the preceding years ravaged by Covid 19 pandemic. The domestic economy in 2024 grew by 1.8 percent which was 0.1 percentage point lower than the growth in 2023. Foreign currency challenges, rising inflation and the dry spells negatively affected the output. Table 2 below presents budget performance in the 2023/24 Financial Year.

Table 1: 2023/24 Budget Framework (K' million)

Category	2023/24 Approved Estimates	2023/24 Mid-Year Revised Estimates	2023/24 Outturn
Revenue and Grants	2,553,019	3,040,616	2,992,756
Domestic Revenue	2,242,430	2,407,430	2,407,430
Tax Revenue	2,128,090	2,198,090	2,198,090
Other Revenue	114,340	209,340	209,340
Parastatal dividends	46,720	141,720	141,720
Sales of goods and services	60,973	60,973	60,973
Departmental receipts	56,383	56,383	56,383
Treasury Funds	4,590	4,590	4,590
Penalties	6,647	6,647	6,647
Grants	310,589	633,186	585,326
From Foreign Governments	12,433	18,445	16,652
Capital	12,433	18,445	16,652

Category	2023/24 Approved Estimates	2023/24 Mid-Year Revised Estimates	2023/24 Outturn
From International Organizations	298,156	614,741	568,673
Current	-	202,850	202,850
Capital	298,156	411,891	365,824
Expenditure	3,788,319	4,329,068	4,447,807
Expenses	2,957,289	3,251,193	3,224,503
Compensation of Employees	926,982	1,021,842	1,047,514
Wages and Salaries	900,442	980,491	1,005,810
Wages and Salaries in cash	900,442	980,491	1,005,810
Government Contributory pension	26,540	41,351	41,703
Public Debt Interest	914,864	931,480	854,663
Foreign interest	35,873	94,780	52,832
Domestic interest	878,991	836,700	801,831
Use of Goods and Services	547,563	615,884	631,672
Generic goods and services	328,334	367,560	384,005
Health Sector	81,486	104,130	102,492
Agriculture Sector	24,778	29,982	30,335
Education Sector	52,513	52,416	52,450
Arrears	1,000	1,800	1,000
Storage levy expenses	5,800	5,992	5,992
Maize purchases	12,000	12,000	12,000
Elections	41,652	42,004	43,398
Grants	302,641	327,369	327,369
To other General Government Units	302,641	307,370	307,370
Road Fund Administration	73,451	75,849	75,849
Roads Authority	5,000	5,000	5,000
Transfer to MRA	62,755	64,830	64,830
Subvented Organizations	145,435	161,691	161,691
Net Lending	16,000	20,000	20,000
Social Benefits	248,763	297,716	295,383
Affordable Input Program	109,817	109,817	107,781
Fertilizer payments	102,000	102,000	102,000
Maize seed subsidy	6,562	6,562	4,762
Livestock	585	585	468
Logistics	670	670	551
Employment related social benefits	136,146	184,888	184,592
Pensions and Gratuities	135,546	184,288	183,992
Pension Fund - Past Liabilities	600	600	600
Social Cash Transfer - Government	2,800	3,010	3,010
Other expenses	16,475	56,902	67,902

Category	2023/24 Approved Estimates	2023/24 Mid-Year Revised Estimates	2023/24 Outturn
Other Statutory expenditures	16,475	56,902	67,902
Net Acquisition of Non-Financial Assets	831,030	1,077,875	1,223,305
Fixed Assets	831,030	1,077,875	1,223,305
Foreign financed projects (Part I)	600,280	797,077	922,562
Domestic financed projects (Part II)	230,750	280,798	300,742
Net Lending/ Net Borrowing	(1,235,300)	(1,288,452)	(1,455,051)
Total Financing	1,235,300	1,288,452	1,455,051
Foreign Financing (net)	132,373	194,630	126,445
Foreign Borrowing	289,691	366,741	298,556
Project Loans	289,691	366,741	298,556
Foreign Amortization	(157,318)	(172,111)	(172,111)
Domestic Borrowing (Net)	1,102,927	1,093,822	1,328,606

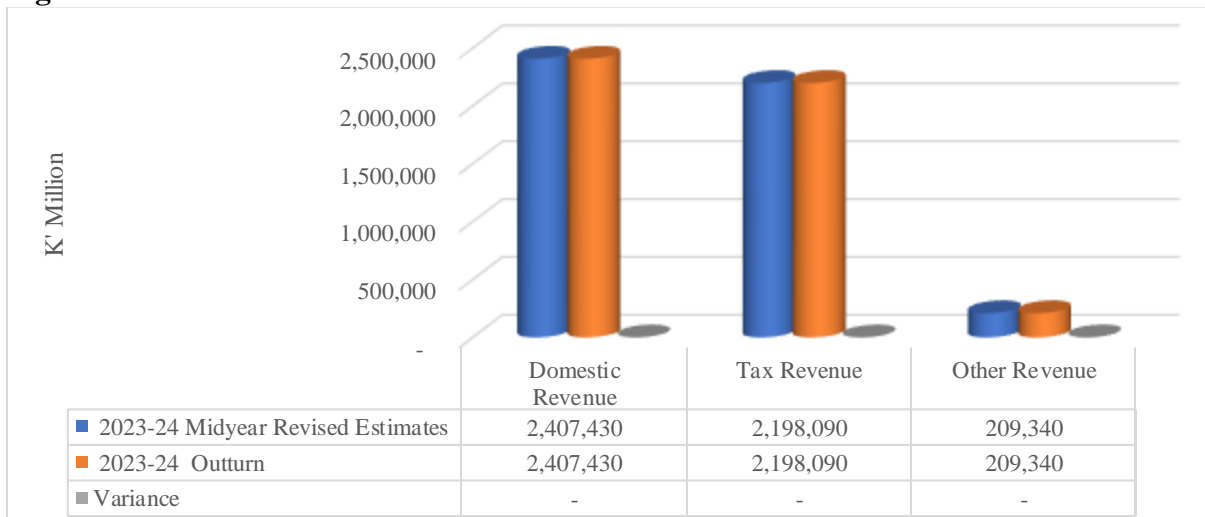
2.1 Revenue and Grants

In 2023/24 Financial Year, Revenue and Grants estimated at K2,553.0 billion were revised upwards to K3,040.6 billion at midyear budget review. At the end of the financial year, overall collections amounted to K2,992.8 billion representing 98 percent of the midyear revised target. The underperformance was largely attributed to lower disbursements on Grants.

2.1.1 Revenue

Projected Domestic Revenue of K2,242.4 billion in the 2023/24 Financial Year was revised downwards at midyear to K2,407.4 billion. The amount comprised K2,198.1 billion Tax Revenues and K209.3 billion for Other Revenues. As at end March 2024, Revenue performed as projected at midyear. Figure 1 below shows performance of Domestic Revenue in the 2023/24 Financial Year.

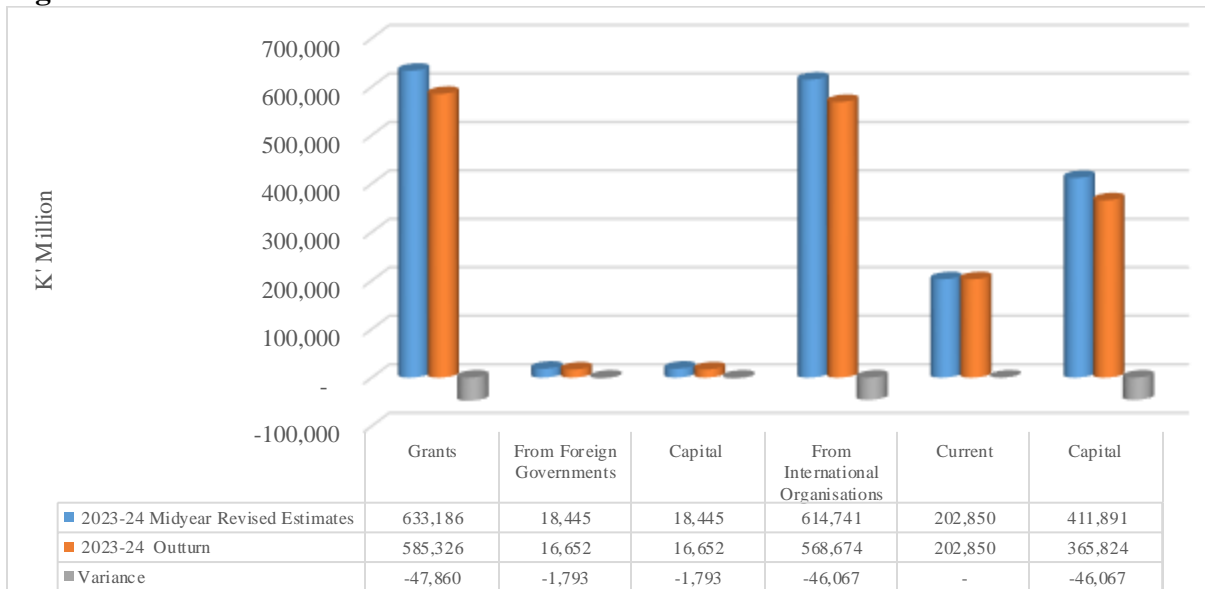
Figure 1: Revenue



2.1.2 Grants

The 2023/24 Grants of K310.6 billion were revised to K633.2 billion at midyear. Broken down into K614.7 billion and K18.4 billion from International Organisations and Foreign Government, respectively. At year end, disbursements amounted to K568.7 billion from International Organisations and K16.7 billion from Foreign Government, thereby registering an overall underperformance of 18 percent to the midyear target. Figure 2 below highlights performance of Grants by category in the 2023/24 Financial Year.

Figure 2: Grants

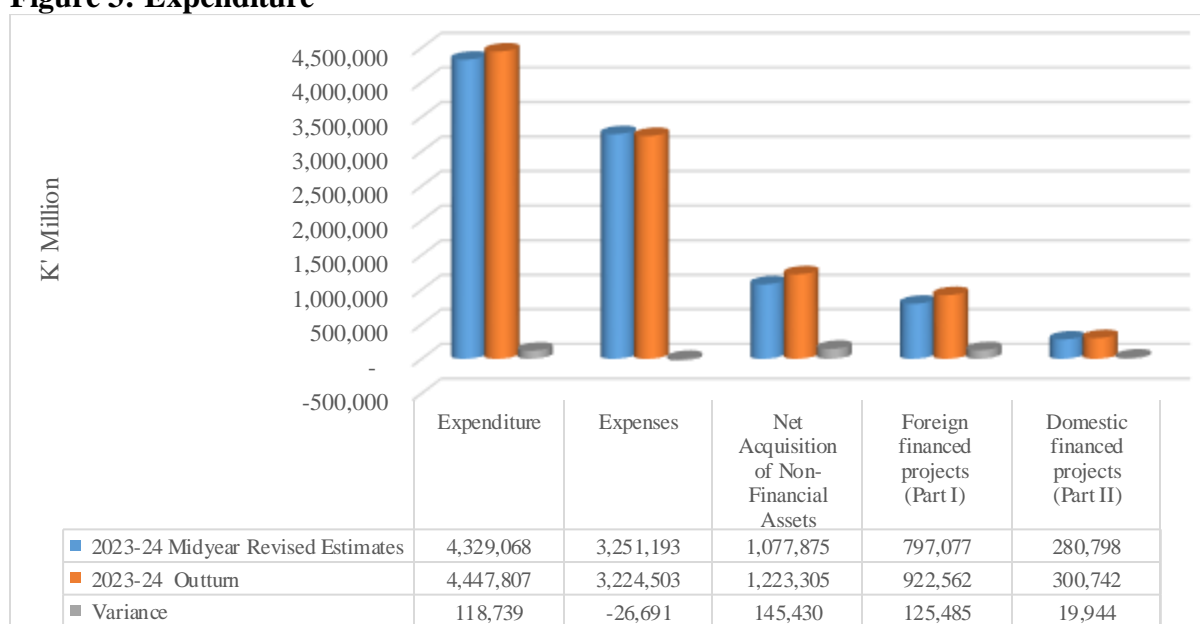


2.2 Expenditure

Expenditure for 2023/24 Financial Year estimated at K3,788.3 billion included K2,957.3 billion for Expenses and K831.0 billion for Net Acquisition of Non-Financial Assets. At mid-year, the estimate was revised upwards to K4,329.1 billion comprising K3,251.2 billion Expenses and K1,077.9 billion for Net Acquisition of Non-Financial Assets.

At the close of the financial year, Expenditure amounted to K4,447.8 billion thereby reflecting an overall over expenditure of K118.7 billion to the midyear projection. This was due to increased activities on both foreign and domestically financed projects. Figure 3 below highlights the performance of Expenditure by category in the 2023/24 Financial Year.

Figure 3: Expenditure



2.2.1 Expenses

In the 2023/24 Financial Year, Expenses revised at midyear to K3,251.2 billion comprised K1,021.8 billion for Compensation of employees, K931.5 billion for Public Debt Interest payments, K615.9 billion for Use of Goods and Services, K327.4 billion for Grants to Other General Government Units, K297.7 billion for Social Benefits and K56.9 billion for Other Statutory Expenditures.

At the close of the financial year, overall Expenses amounted to K3,224.5 billion thereby reflecting an under expenditure of K26.7 billion to the midyear projection. The under expenditure was due to lower than projected expenditures in Public Debt interest and Social Benefits which offset the over expenditures registered in the other Expenses categories. Figure

4 below highlights Expenses performance by different categories in the 2023/24 Financial Year.

Figure 4: Expenses



2.2.2 Net Acquisition of Non-Financial Assets

Net Acquisition of Non-Financial Assets planned at K831.0 billion for the 2023/24 Financial Year was revised at midyear to K1,077.9 billion of which K797.1 billion was for Foreign financed projects and K280.8 billion was for domestically financed projects. At the end of the financial year, the outturn was K1,223.3 billion with an overall over expenditure of K145.4 billion to the midyear projection.

2.3 Net Borrowing

The 2023/24 Financial Year closed with a deficit of K1,455.1 billion against a midyear projection of K1,288.5 billion. This was on account of under collection of K47.9 billion on Grants and over expenditure of K118.4 billion.

3. THE 2024/25 BUDGET PERFORMANCE

The 2024/25 Budget was framed against prospects of increased growth in most economies. Global output is projected to rise to 3.3 percent in 2025 from a 2024 estimate of 3.2 percent (World Economic Outlook - IMF, January, 2025). The moderate growth is on account of reduced inflation, declining interest rates and increased employment opportunities across various economies. Growth in Emerging Markets and Developing Economies in 2025 is projected to remain the same as in 2024 at 4.1 percent. Decelerating activities in China will affect overall growth figures. (Global Economic Prospects - World Bank Group, January, 2025).

In 2025, the Sub-Saharan Africa economy is projected to grow at 4.2 percent up from an estimate of 3.8 percent in 2024. The pickup in growth will be driven by improved financial conditions and a decline in inflation in most of the economies in the region (Global Economic Prospects- World Bank Group, January, 2025). In Malawi, the economy is projected to grow by 3.2 percent as compared to 1.8 percent in 2024. The growth is premised on good agricultural season due to resumption of rainfall, increased investment in mega farms and irrigation. Table 2 below presents projected budget performance for the 2024/25 Financial Year.

Table 2: 2024/25 Budget Framework (K' million)

Category	2024/25 Approved Estimates	2024/25 Midyear Revised Estimates	2024/25 Likely Outturn
Revenue and Grants	4,552,220	4,626,238	4,351,510
Domestic Revenue	3,383,808	3,385,849	3,111,121
Tax Revenue	3,257,273	3,257,273	2,985,992
Other Revenue	126,535	128,576	125,129
Property income	15,000	17,040	20,630
Dividends	15,000	15,000	19,026
From Residents	15,000	15,000	19,026
Parastatal dividends	15,000	15,000	19,026
Mineral Royalties		2,040	1,604
Sales of goods and services	67,711	67,711	65,787
Departmental receipts	63,014	63,014	62,219
Treasury Funds	4,697	4,697	3,568
Fines, Penalties and Forfeits	9,664	9,664	4,553
Reimbursements	34,160	34,160	34,160
Grants	1,168,412	1,240,389	1,240,389
From Foreign Governments	72,693	72,693	72,693

Category	2024/25 Approved Estimates	2024/25 Midyear Revised Estimates	2024/25 Likely Outturn
Capital	72,693	72,693	72,693
From International Organizations	1,095,719	1,167,696	1,167,696
Current	149,600	267,959	267,959
Capital	946,119	899,738	899,738
Expenditure	5,998,833	6,040,373	6,144,153
Expenses	4,227,175	4,455,532	4,519,782
Compensation of Employees	1,121,981	1,314,767	1,314,767
Wages and Salaries	1,075,232	1,276,421	1,276,421
Government Contributory pension	46,749	38,347	38,347
Public Debt Interest	1,455,690	1,455,690	1,455,690
Foreign interest	79,750	79,750	79,750
Domestic interest	1,375,940	1,375,940	1,375,940
Use of Goods and Services	845,543	930,932	1,019,331
Generic goods and services	493,023	479,544	527,632
Health Sector	122,423	103,359	103,359
Agriculture Sector	74,138	74,703	74,703
Education Sector	73,060	72,054	72,054
Arrears	500	512	512
Storage levy expenses	7,303	7,303	6,171
Maize purchases	22,000	22,000	22,000
Elections	53,097	53,097	94,542
CAT-DDO		102,960	102,960
PforR		15,399	15,399
Grants	412,373	402,650	378,500
To other General Government Units	388,373	378,650	354,500
Road Fund Administration	85,024	85,024	69,056
Roads Authority	6,200	6,200	6,200
Transfer to MRA	97,653	97,653	89,471
Subvented Organizations	199,496	189,773	189,773
Net Lending	24,000	24,000	24,000
Social Benefits	358,613	317,055	317,055
Affordable Input Program	161,285	131,585	131,585
Fertilizer payments	150,700	121,000	121,000
Maize seed subsidy	4,000	4,000	4,000
Livestock	585	585	585
Logistics	6,000	6,000	6,000
Employment related social benefits	193,169	181,311	181,311
Pensions and Gratuities	193,169	181,311	181,311
Social Cash Transfer - Government	4,159	4,159	4,159
Other expenses	32,975	34,438	34,438

Category	2024/25 Approved Estimates	2024/25 Midyear Revised Estimates	2024/25 Likely Outturn
Other Statutory expenditures	32,975	34,438	34,438
Net Acquisition of Non-Financial Assets	1,771,658	1,584,841	1,624,371
Fixed Assets	1,771,658	1,584,841	1,624,371
Foreign financed projects (Part I)	1,387,058	1,310,239	1,310,239
Domestic financed projects (Part II)	384,600	274,602	314,133
Net Lending/ Net Borrowing	- 1,446,613	- 1,414,136	- 1,792,643
Total Financing	1,446,613	1,414,135	1,792,643
Foreign Financing (net)	149,915	196,488	196,488
Foreign Borrowing	368,246	337,808	337,808
Foreign Amortization	- 218,331	- 141,320	- 141,320
Domestic Borrowing (Net)	1,296,699	1,217,647	1,596,155

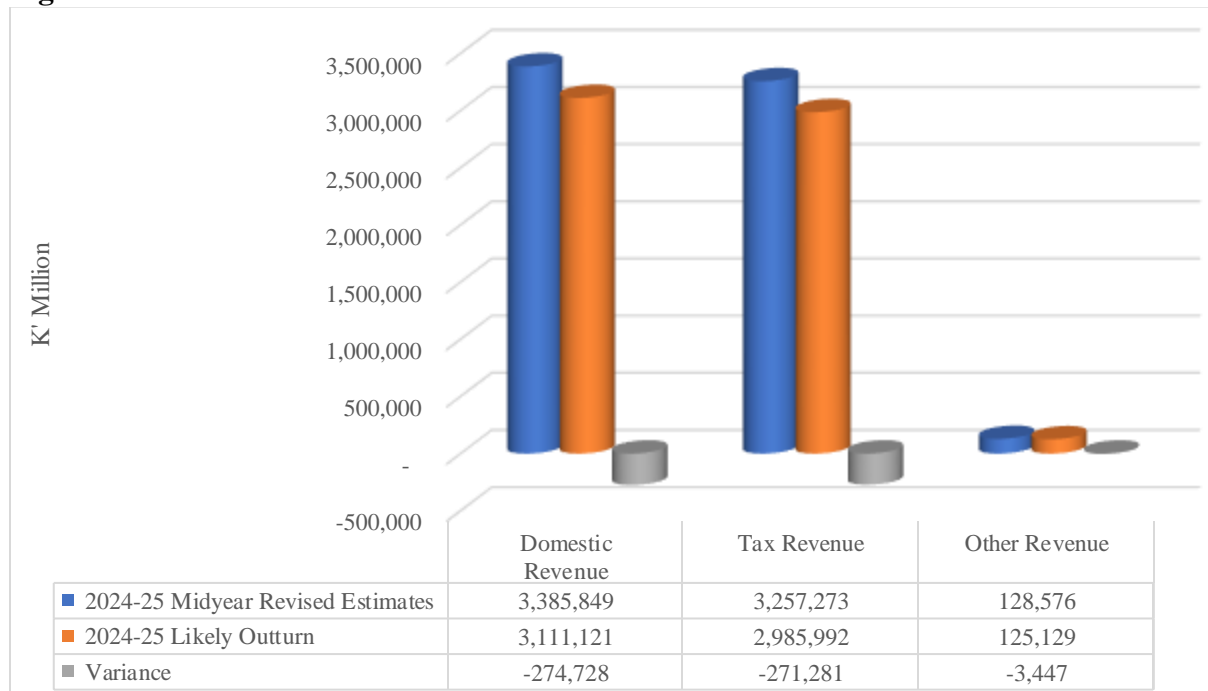
3.1 Revenues and Grants

Revenues and Grants for the 2024/25 Financial Year were estimated at K4,552.2 billion comprising K3,383.8 billion Domestic Revenues and K1,168.4 billion Grants. At midyear the estimate was revised to K4,626.2 billion of which K3,385.8 billion were Revenues and K1,240.4 billion were Grants. The overall resource envelop by the end of the financial year is expected to amount to K4,351.5 billion.

3.1.1 Revenues

In 2024/25 Financial Year, Domestic Revenue revised to K3,385.8 billion comprised K3,257.3 billion Tax Revenues and K128.6 billion Other Revenues. As the fiscal year ends, Domestic Revenues are anticipated to amount to K3,111.1 billion. The underperformance is mainly because of under collection on both Taxes and Other Revenues. Figure 5 highlights performance of Domestic Revenues in the 2024.25 Financial Year.

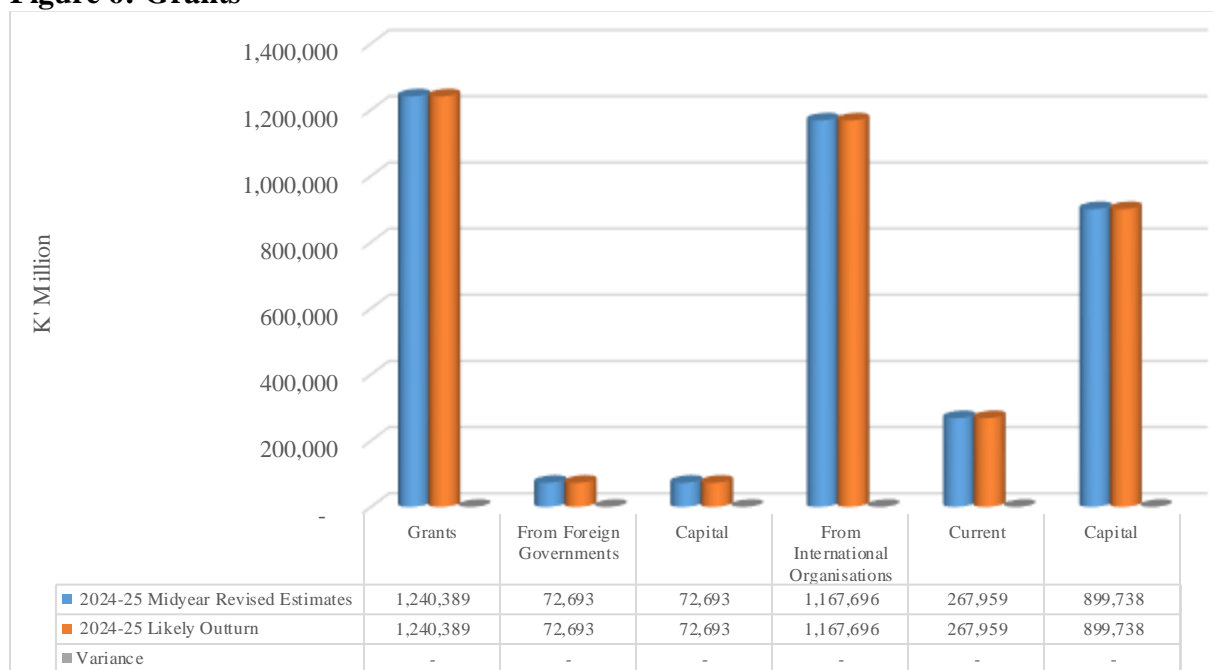
Figure 5: Revenue



3.1.2 Grants

The Grants planned at K1,168.4 billion included K1,095.7 billion from International Organisations and K72.7 billion from Foreign Governments. The amount was revised upwards to K1,240.4 billion due to an anticipated increase in disbursements from International Organisations. The additional inflows are from the World Bank under the Catastrophe Deferred Drawdown Option (CAT-DDO), a facility provided in response to disaster; and Program for Results (PforR), a financing facility to support effective public financial management. By end of the 2024/25 Financial Year, it is expected that Grants will be collected as per the midyear projections. Figure 6 highlights performance of grants by category in the 2024/25 Financial Year.

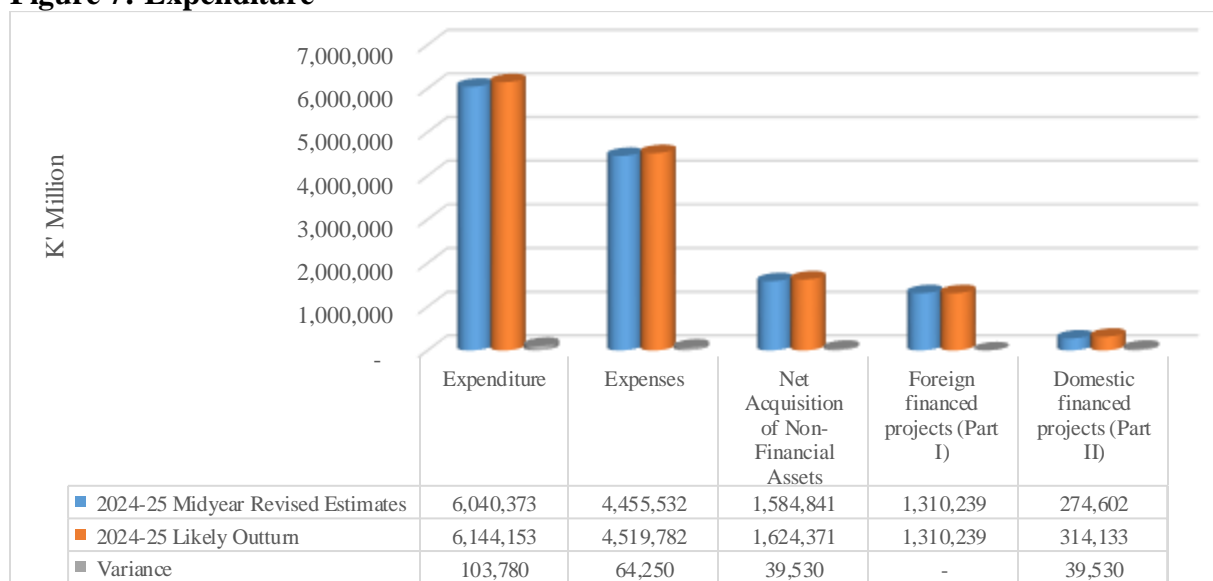
Figure 6: Grants



3.2 Expenditure

The Approved expenditure for the 2024/25 Financial Year pegged at K5,998.8 billion comprised K4,227.2 billion for Expenses and K1,771.7 billion for Net Acquisition of Non-Financial Assets. At midyear, the projection was revised upwards to K6,040.4 billion broken down into K4,455.5 billion for Expenses and K1,584.8 billion for Net Acquisition of Non-Financial Assets. As the fiscal year ends, a total of K6,144.2 billion is expected to be spent. Figure 7 highlights performance of expenditure by category in the 2024/25 Financial Year.

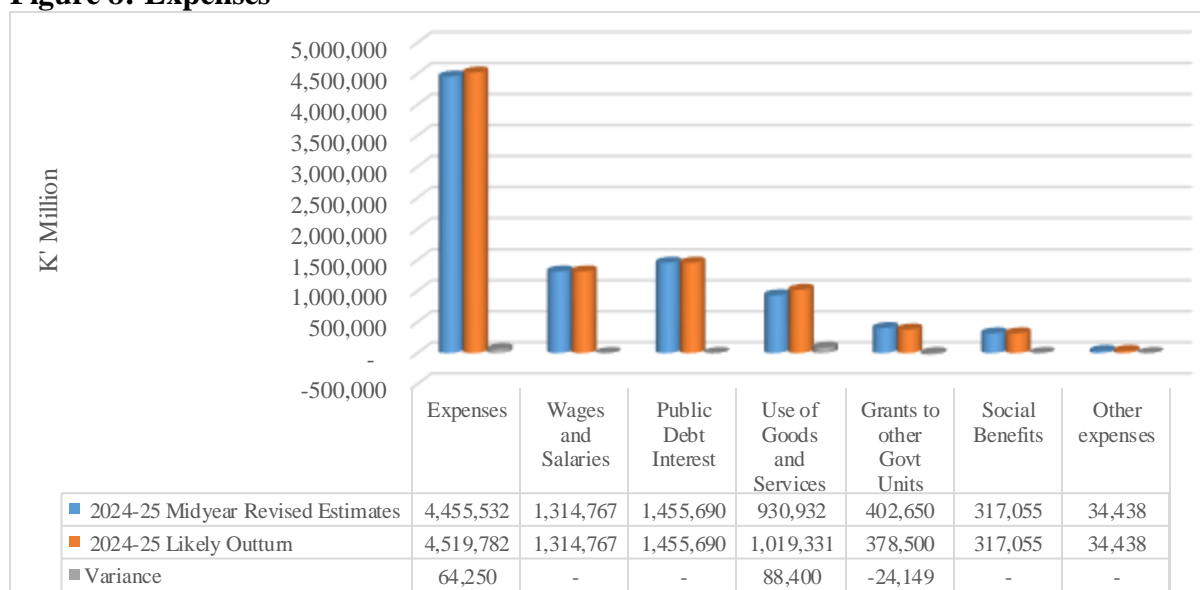
Figure 7: Expenditure



3.2.1 Expenses

The Expenses planned at K4,227.2 billion for the 2024/25 Financial Year included K1,455.7 billion for Public Debt Interest payments; K1,122.0 billion for Compensation of Employees; K845.5 billion for Use of Goods and Services; K412.4 billion for Grants to Other General Government Units; K358.6 billion for Social Benefits and K33.0 billion for Other Statutory Expenses. At midyear, expenses were revised to K4,455.5 billion comprising K1,455.7 billion, Public Debt Interest; K1,314.8 billion, Compensation of employees; K930.9 billion, Use of goods and services; K402.7 billion, Grants to other Government units; and K34.4 billion for other statutory expenses. Total Expenses for the fiscal year are anticipated to amount to K4,519.8 billion. This outturn reflects an overall over expenditure of K64.3 billion due to increased activities on Use of goods and services as a result of additional World Bank financing under CAT-DDO and PforR. Figure 8 highlight performance of expenses in the 2024/25 Financial Year.

Figure 8: Expenses



3.2.2 Net Acquisition of Non-Financial Assets

In the 2024/25 Financial Year, Net Acquisition of Non-Financial Assets estimated at K1,771.7 billion was revised downwards at midyear to K1,584.8 billion. At the end of the financial year, a total of K1,624.4 billion is expected to be spent due to higher than anticipated activities under domestically financed projects.

3.3 Net Borrowing

The 2024/25 Financial Year is projected to end with a deficit position of K1,792.6 billion to be financed by Net Domestic Borrowing of K1,596.2 billion and Net Foreign Financing of K 196.5 billion.

4. THE 2025/26 BUDGET ESTIMATES

The 2025/26 Budget has taken on board priorities of the Malawi 2063 First 10-Year Implementation Plan, policy interventions that Government has put in place to address economic challenges the country is facing and the macroeconomic outlook in the global, sub region and domestic economy. Global output is projected to remain stable at 3.3 percent in 2025 and 2026 from an estimate of 3.2 percent in 2024 (World Economic Outlook -IMF, January 2025). The steady growth is on account of upward revision of growth prospects in the United States economy which is expected to offset downward revisions in other major economies.

In 2025 and 2026, the Sub-Saharan Africa economies are projected to grow at an average rate of 4.2 percent up from 3.8 percent in 2024 (IMF World Economic Outlook - IMF, January 2025). This is on assumption that negative effects of weather shocks and supply chain challenges will gradually diminish. Growth forecast for the domestic economy is pegged at 3.2 percent in 2025 and 4.2 percent in 2026. The rebound in economic growth is expected to come from sectors such as construction and agriculture. Table 3 below presents budget framework for the 2025/26 Financial Year.

Table 3: 2025/26 Budget Framework (K' million)

Category	2024/25 Mid-Year Revised Estimates	2024/25 Likely Outturn	2025/26 Proposed Estimates
Revenue and Grants	4,626,238	4,351,510	5,578,445
Domestic Revenue	3,385,849	3,111,121	4,435,706
Tax Revenue	3,257,273	2,985,992	4,329,689
Other Revenue	128,576	125,129	106,018
Property income	17,040	20,630	32,095
Dividends	15,000	19,026	29,770
From Residents	15,000	19,026	29,770
Parastatal dividends	15,000	19,026	29,770
Mineral Royalties	2,040	1,604	2,325
Sales of goods and services	67,711	65,787	68,687
Departmental receipts	63,014	62,219	62,474
Treasury Funds	4,697	3,568	6,213
Fines, Penalties and Forfeits	9,664	4,553	5,236
Reimbursements	34,160	34,160	-
Grants	1,240,389	1,240,389	1,142,739
From Foreign Governments	72,693	72,693	86,359

Category	2024/25 Mid-Year Revised Estimates	2024/25 Likely Outturn	2025/26 Proposed Estimates
Capital	72,693	72,693	86,359
From International Organizations	1,167,696	1,167,696	1,056,380
Current	267,959	267,959	15,380
Capital	899,738	899,738	1,041,000
Expenditure	6,040,373	6,144,153	8,051,231
Expenses	4,455,532	4,519,782	6,036,489
Compensation of Employees	1,314,767	1,314,767	1,589,324
Wages and Salaries	1,276,421	1,276,421	1,532,758
Government Contributory pension	38,347	38,347	56,566
Public Debt Interest	1,455,690	1,455,690	2,171,506
Foreign interest	79,750	79,750	61,176
Domestic interest	1,375,940	1,375,940	2,110,330
Use of Goods and Services	930,932	1,019,331	1,342,200
Generic goods and services	479,544	527,632	676,169
Health Sector	103,359	103,359	146,214
Agriculture Sector	74,703	74,703	184,366
Education Sector	72,054	72,054	87,679
Arrears	512	512	500
Storage levy expenses	7,303	6,171	8,948
Maize purchases	22,000	22,000	60,000
Elections	53,097	94,542	162,945
CAT-DDO	102,960	102,960	-
PforR	15,399	15,399	15,380
Grants	402,650	378,500	543,180
To other General Government Units	378,650	354,500	543,180
Road Fund Administration	85,024	69,056	101,122
Roads Authority	6,200	6,200	8,000
Transfer to MRA	97,653	89,471	129,692
Subvented Organizations	189,773	189,773	268,366
Net Lending	24,000	24,000	36,000
Social Benefits	317,055	317,055	306,417
Affordable Input Program	131,585	131,585	131,585
Fertilizer payments	121,000	121,000	121,000
Maize seed subsidy	4,000	4,000	4,000
Livestock	585	585	585
Logistics	6,000	6,000	6,000
Employment related social benefits	181,311	181,311	170,418
Pensions and Gratuities	181,311	181,311	170,418
Social Cash Transfer - Government	4,159	4,159	4,415

Category	2024/25 Mid-Year Revised Estimates	2024/25 Likely Outturn	2025/26 Proposed Estimates
Other expenses	34,438	34,438	83,862
Other Statutory expenditures	34,438	34,438	83,862
Net Acquisition of Non-Financial Assets	1,584,841	1,624,371	2,014,742
Fixed Assets	1,584,841	1,624,371	2,014,742
Foreign financed projects (Part I)	1,310,239	1,310,239	1,437,639
Domestic financed projects (Part II)	274,602	314,133	577,103
Net Lending/ Net Borrowing	- 1,414,136	- 1,792,643	- 2,472,786
Total Financing	1,414,135	1,792,643	2,472,786
Foreign Financing (net)	196,488	196,488	145,780
Foreign Borrowing	337,808	337,808	310,280
Foreign Amortization	- 141,320	- 141,320	- 164,500
Domestic Borrowing (Net)	1,217,647	1,596,155	2,327,006

4.1 Revenue and Grants

In the 2025/26 Financial Year, Revenues and Grants are estimated at K5,578.4 billion comprising K4,435.7 billion for Domestic Revenue and K1,142.7 billion for Grants. This represents nominal growth in resource envelop of 23 percent from the 2024/25 Approved Estimates and 21 percent from the 2024/25 Midyear revised projection.

The Domestic Revenue projection of K4,435.7 billion is categorised into Tax Revenues of K4,329.7 billion and Other Revenues of K106.0 billion. The Tax Revenues are projected to increase by 33 percent compared to the 2024/25 Approved Estimate. Grants pegged at K1,142.7 billion include inflows of K1,056.4 billion from International Organisations and K86.4 billion from Foreign Governments.

4.2 Expenditure

Overall expenditure in the 2025/26 Financial Year is planned at K8,051.2 billion broken down into K6,036.5 billion for Expenses and K2,014.7 billion for Net Acquisition of Non-Financial Assets. The increase in expenditure is on account of a rise in cost of statutory payments such as Public Debt interest payments and increased allocation towards Part II projects.

4.2.1 Expenses

Expenses in 2025/26 Financial Year, include K2,171.5 billion for Public Debt interest payments; K1,589.3 billion for Compensation of Employees; K1,342.2 billion for Use of Goods and Services; K543.2 billion for Grants to Other General Government Units; K306.4 billion for Social Benefits and K83.9 billion for Other Statutory Expenses.

4.2.2 Transfers to Local Councils

Total transfers to Local Councils in the 2025/26 Financial Year are estimated at K1,085.9 billion. This comprises K615.2 billion for Personal Emoluments, K368.3 billion for Development projects, of which K101.5 billion is Development Part II allocation, and K102.4 billion for Other Recurrent Transactions. Health and Education sectors continue to get substantial resources compared to the other sectors. These two sectors have been allocated K56.5 billion and K26.3 billion which account for 55 percent and 26 percent of the ORT, respectively.

The Development Part II budget of K101.5 billion is broken down into K38.6 billion for Constituency Development Fund, K35.0 billion for maintenance and upgrading of city roads, K17.0 billion for rehabilitation of district hospitals and K10.9 billion for other rural projects. Table 4 below provides a detailed breakdown of transfers to Local Councils for the 2025/26 Budget estimates.

Table 4: Transfers to Local Councils by Budget Type and Sector (K' million)

Category	2024/25 Approved Estimates	2024/25 Midyear Revised Estimates	2024/25 Likely Outturn	2025/26 Proposed Estimates
Personal Emoluments	480,000	599,208	599,208	615,191
Other Recurrent Transactions	92,413	83,922	83,922	102,422
Agriculture Sector	2,724	2,724	2,724	3,323
Child Development and Protection	-	-	-	350
Community Development	391	391	391	477
Disaster Risk Management	1,690	1,690	1,690	2,062
Education Sector	21,529	21,529	21,529	26,265
Environment	296	296	296	361
Fisheries	293	293	293	358
Forestry	293	293	293	358
Gender	391	391	391	477
General Resource Fund	5,818	5,818	5,818	7,098
Health Sector	18,867	18,867	18,867	23,017

Category	2024/25 Approved Estimates	2024/25 Midyear Revised Estimates	2024/25 Likely Outturn	2025/26 Proposed Estimates
Health Sector - Drugs	2,495	2,495	2,495	2,495
Health Sector - Drugs (NLGFC)	30,960	22,470	22,470	30,650
Health Sector - Vaccine (NLGFC)	344	344	344	379
Health Sector - Blood (NLGFC)	3,000	3,000	3,000	-
Housing	293	293	293	358
Immigration	391	391	391	477
Irrigation	391	391	391	477
Labour	391	391	391	477
Lands	-	-	-	700
Nutrition	251	251	251	306
OPC-NRB	387	387	387	472
Sports	279	279	279	341
Trade	293	293	293	358
Water	349	349	349	426
Youth	293	293	293	358
Total Recurrent	572,413	683,130	683,130	717,614
Projects				
Governance to Enable Service Delivery	36,879	36,879	36,879	43,812
Malawi Social Support for Resilient	187,000	187,000	187,000	222,156
Employment & Income to Rural Areas	711	711	711	844
Total Part I	224,589	224,589	224,589	266,812
Constituency Development Fund	38,600	38,600	38,600	38,600
City Roads	20,100	23,100	23,100	35,000
Water Structures	2,316	2,316	2,316	2,316
District Development Fund	6,187	6,187	6,187	7,573
Dualization of Chileka-Blantyre Rd	1,000	-	-	-
Infrastructure Development Fund	922	922	922	1,000
Rehabilitation of District Hospitals	14,000	14,000	14,000	17,000
Total Part II	83,125	85,125	85,125	101,489
Total Projects	307,714	309,714	309,714	368,301
Total Transfers	880,127	992,845	992,845	1,085,914

4.2.3 Net Acquisition of Non-Financial Assets

The allocation of K2,014.7 billion for Net Acquisition of Non-Financial Assets for the 2025/26 Financial Year comprises K1,437.6 billion for projects financed by development partners and K577.1 billion for projects financed by the Government.

4.3 Net Borrowing

The 2025/26 Financial Year is projected to end with a budget deficit of K2,472.8 billion to be financed by Net Domestic Borrowing of K2,327.0 billion and Net Foreign Financing of K145.8 billion.

5.0 MALAWI 2063 FIRST 10 YEAR IMPLEMENTATION PLAN AND THE NATIONAL BUDGET

The Malawi 2063 First 10-Year Implementation Plan (MIP-1) continues to be the guiding policy in resource allocation and programme implementation with the aim of transforming the country into a self-reliant industrialized upper middle-income nation by the year 2063. The 2025/26 Budget has therefore allocated resources to key areas isolated in MIP-1 as Pillars and Enablers which are deemed to be core to the achievement of the country's aspirations. The Pillars include Agriculture productivity and commercialization; Industrialization; and Urbanization while the Enablers include:

- i. Mind-set Change aimed at uniting the country in building the nation towards the national aspirations
- ii. Effective Governance Systems and Institutions aimed at creating conducive environment with strict adherence to the rule of law
- iii. Enhanced Public Sector Performance aimed at achieving professional and efficient delivery of public goods and services
- iv. Private Sector Dynamism aimed at empowering the private sector to lead in delivering on the industrialised upper middle-income status
- v. Human Capital Development aimed at having highly competitive, skilled and motivated human capital
- vi. Economic Infrastructure that will promote domestic economic activity and spur foreign direct investments for wealth creation
- vii. Environmental Sustainability to ensure a sustainable development

5.1 The Linkage between MIP-1 and the Budget

The 2025/26 Budget alignment to MIP-1 in terms of the three Pillars and the seven Enablers is outlined in Table 5 below.

Table 5: Budget allocation according to MIP-1 Pillars and Enablers (K' million)

Pillar/Enabler	2024/25 Approved Estimates	2024/25 Midyear Revised Estimates	2024/25 Likely Outturn	2025/26 Proposed Estimates
Agricultural Productivity and Commercialization	511,246	590,467	590,467	738,876
Economic Infrastructure	435,050	381,480	404,013	453,743
Effective Governance Systems and Institutions	2,597,987	2,598,396	2,652,293	3,662,566
Enhanced Public Sector Performance	263,327	207,150	235,633	457,325
Environmental Sustainability	21,206	23,136	23,136	29,752
Human Capital Development	1,936,909	2,029,149	2,029,149	2,412,519
Industrialization	65,570	54,237	53,105	93,830
Mindset Change	6,797	6,785	6,785	6,567
Private Sector Dynamism	3,714	2,527	2,527	5,486
Urbanization	157,027	147,045	147,045	190,567
Grand Total	5,998,834	6,040,373	6,144,153	8,051,231

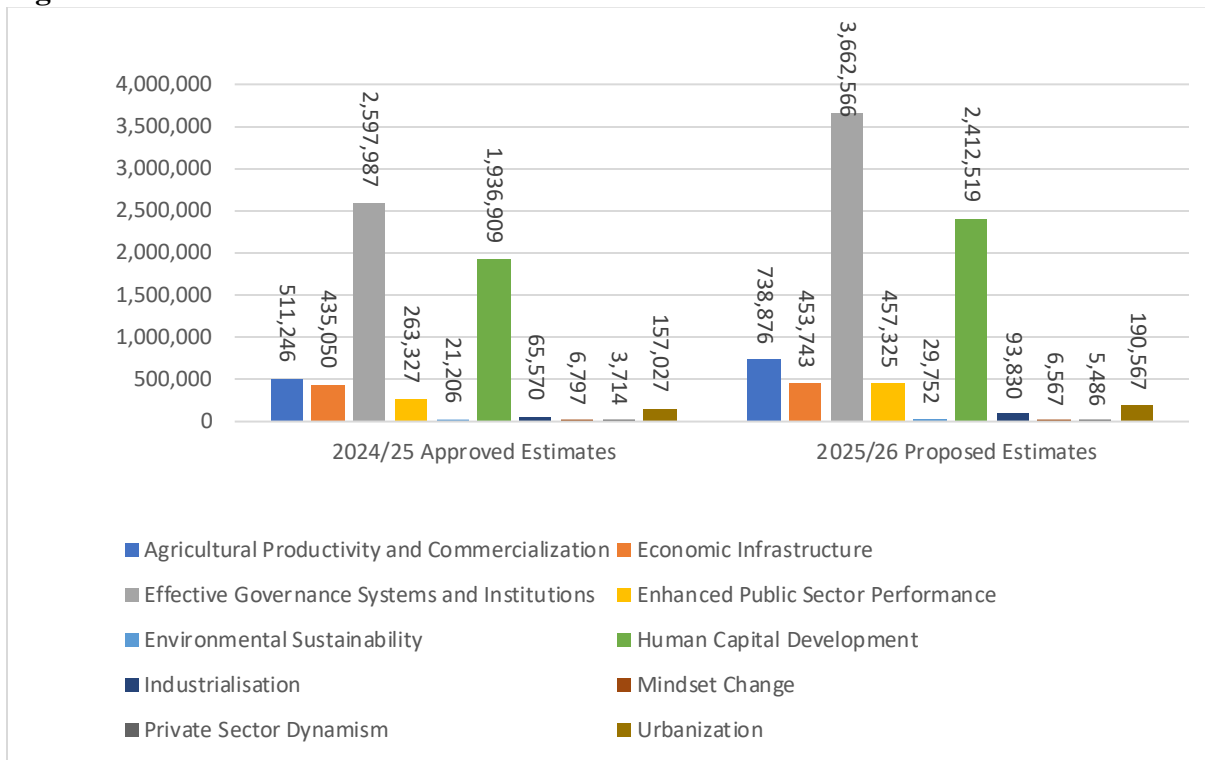
5.1.1 Budget allocation to Enablers

Effective Governance Systems and Institutions in the 2025/26 Financial Year has been allocated a total of K3,662.6 billion, representing 45 percent of the budget. This allocation includes major budget lines of Public Debt interest payments and Pensions and Gratuities which are accounting for 66 percent of the enabler's allocation. The Human Capital Development has been allocated a sum of K2,412.5 billion representing 30.0 percent of the Budget. This enabler includes sectors of education and health that account for 55 percent and 31 percent of the enabler's allocation respectively. The other enablers are allocated as follows; Enhanced Public Sector Performance, K457.3 billion; Economic Infrastructure, K453.7 billion; Environmental Sustainability, K29.8 billion; Mind-set Change, K6.6 billion; and Private Sector Dynamism, K5.5 billion.

5.1.2 Budget allocation to Pillars

Pillars have been allocated as follows: Agricultural Productivity and Commercialization, K738.9 billion; Urbanisation, K190.6 billion; and Industrialization, K93.8 billion. The allocation to Agriculture Productivity and Commercialisation pillar takes into account commercialisation efforts, Affordable Input Program, Irrigation Development and Mega Farms interventions. Figure 9 provides allocations to Pillars and Enablers of MIP-1 for the 2025/26 Financial Year compared to 2024/25 Financial Year.

Figure 9: Pillars and Enablers allocation



6.0 PUBLIC DEBT PORTFOLIO AS AT END-SEPTEMBER 2024

6.1 Public Debt Stock

As at end-September 2024, total public debt stock was K16.19 trillion which is equivalent to 86.4 percent projected GDP for the 2024/25 Financial Year. This represents a 10.0 percent increase on the end-March 2024 figure of K14.72 trillion. As at end-September 2024, the total public debt stock comprised USD4.27 billion (equivalent to K7.39 trillion) in external debt and K8.79 trillion in domestic debt. Table 6 gives a snap short of public debt composition.

Table 6: Public Debt time series

Category	End-March 2024	End-June 2024	End-September 2024
Domestic (K Trillions)	7.60	8.02	8.79
External (USD Billions)	4.11	4.13	4.27
External (K Trillions)	7.12	7.16	7.40
Total (K Trillions)	14.72	15.18	16.19
Domestic (% of Total)	51.6	52.8	54.3
External (% of Total)	48.4	47.2	45.7

6.1.1 External Public Debt

As at end-September 2024, the external debt stock was USD4.27 billion, representing an increase of 3.9 percent from the end-March 2024 figure of USD4.11 billion. Of the total external debt, the Central Government accounted for 75.2 percent while the Reserve Bank of Malawi (RBM) accounted for the remaining 24.8 percent. Table 7 provides a breakdown of external debt.

Table 7: External Debt Stock by Debtor (USD Millions)

Category	Mar-24	Sep-24	(%) Change
(1) Central Government	3,051.02	3,208.45	5.2
(%) of total	74.3	75.2	
(2) Central Bank	1,055.98	1,058.51	0.2
(%) of total	25.7	24.8	
Total External (1+2)	4,106.99	4,264.45	3.9

Malawi's external debt stock is primarily denominated in Special Drawing Rights¹ and the external debt stock is largely owed to Multilateral lenders. All of Malawi's external commercial debt is in the form of loans and is at fixed rate. Figure 8 highlights External Debt Stock by Creditor.

Table 8: External Debt Stock by Creditor (USD Millions)

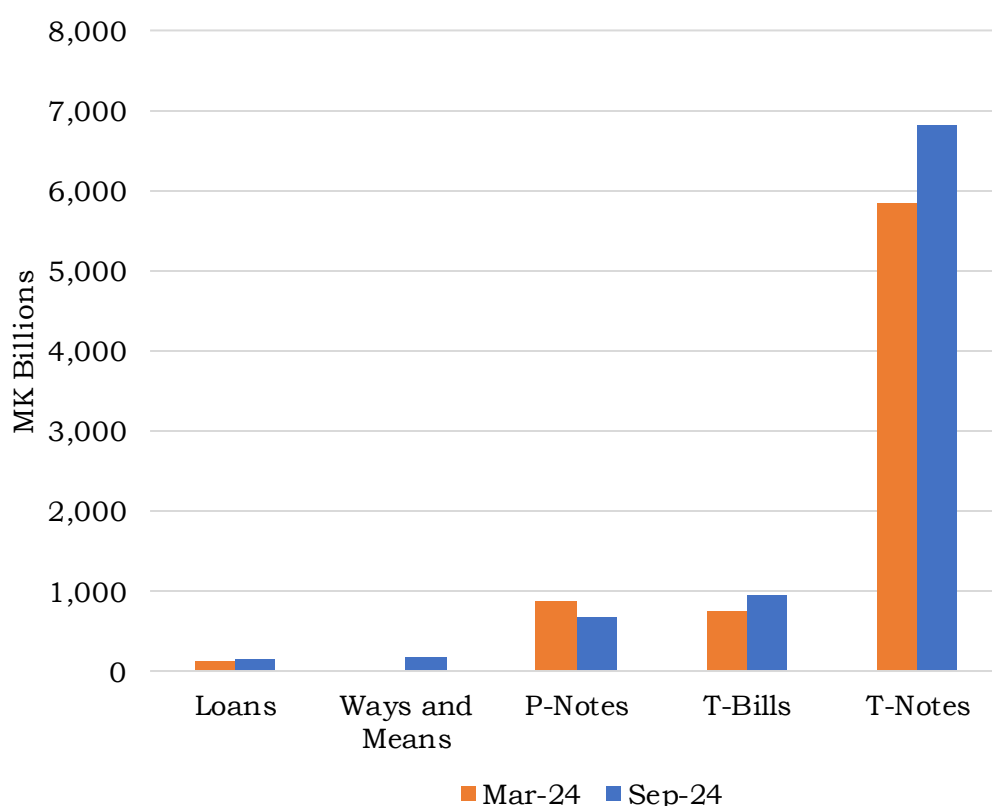
Creditor	Mar-24	Sep-24	(%) Change Since End- March
1.Bilateral	379	374	-1
Export-Import Bank of China (Main-Land)	197	201	2
Export Import Bank of India	100	94	-6
Kuwait Fund for Arab Economic Develop.	49	48	-3
Saudi Fund for Development	29	29	3
Abu Dhabi Fund for Development (ADFD)	1	1	-23
Government of Belgium	1	1	3
2.Multilateral	2,959	3,128	6
International Development Association	1,586	1,740	10
African Development Fund	467	473	1
International Monetary Fund	438	433	-1
European Investment Bank	167	172	3
International Fund for Agric. Development	125	137	8
OPEC Fund for International Development	88	88	0
Arab Bank for Economic Development in Africa (BADEA)	72	72	-0
Nordic Development Fund	15	15	-1
3.Commercial	769	763	-1
Africa Export Import Bank	377	360	-5
Trade and Development Bank	356	371	4
Baobab Securities	36	31	-13
Total Public External Debt Stock (1+2+3)	4,107	4,267	3

¹ The SDR is made up of a basket of currencies as follows: USD (43.38%), EUR (29.31%), CNY (12.28%), JPY (7.59%) and GBP (7.44%).

6.1.2 Domestic Public Debt

As at end-September 2024, the total domestic public debt was K8.79 trillion, an increase of 15.7 percent from the end-March 2024 figure of K7.60 trillion. This debt stock consisted of K6.83 trillion in Treasury Notes (77.7 percent of total domestic debt), K954.90 billion in Treasury Bills (10.9 percent), K669.26 billion (7.6 percent) in Promissory Notes, K177.86 billion (2.0 percent) in Ways and Means advances from the RBM and K157.81 billion (1.8 percent) in domestic loans. The amount of Treasury Notes increased by 16.8 percent and that of Treasury Bills increased by 28.1 percent since end-March 2024.

Figure 10. Domestic Debt Stock by Instrument



In September 2024, commercial banks were the largest holders of domestic debt with a holding of K3.24 trillion debt seconded by the RBM with holdings of K2.81 trillion. The rest of the holders collectively held K2.73 trillion.

6.2 Cost and Risk Indicators

The values for key risk indicators for debt as at end-September 2024 are set out in Table 9.

Table 9: Key Risk Indicators

	Domestic	External	Total
Share of Debt Maturing in the next 12 months (%)	28.46	3.82	16.61
Average Time to Maturity (Years)	2.97	12.98	7.78

6.2.1 Debt Management Developments

No new loans have been signed since end-March 2024. This is in line with Government's policy of maximizing grants. No guarantees have been issued since end-March 2024.

6.2.2 Update on the debt restructuring

During the reporting period, Government signed a supplemental agreement with Export-Import (EXIM) Bank of China. The agreement came into force during the previous quarter and retroactively applied to the March 2024 debt service payment. The subsequent bill that was due in September 2024, was based on the post-restructuring debt service amount.

ANNEXES

Annex 1: Budget Framework (K' million)

Category	2024/25 Approved Estimates	2024/25 Midyear Revised Estimates	2024/25 Likely Outturn	2025/26 Proposed Estimates
Revenue and Grants	4,552,220	4,626,238	4,351,510	5,578,445
Domestic Revenue	3,383,808	3,385,849	3,111,121	4,435,706
Tax Revenue	3,257,273	3,257,273	2,985,992	4,329,689
Other Revenue	126,535	128,576	125,129	106,018
Property income	15,000	17,040	20,630	32,095
Dividends	15,000	15,000	19,026	29,770
From Residents	15,000	15,000	19,026	29,770
Parastatal dividends	15,000	15,000	19,026	29,770
Mineral Royalties		2,040	1,604	2,325
Sales of goods and services	67,711	67,711	65,787	68,687
Departmental receipts	63,014	63,014	62,219	62,474
Treasury Funds	4,697	4,697	3,568	6,213
Fines, Penalties and Forfeits	9,664	9,664	4,553	5,236
Reimbursements	34,160	34,160	34,160	-
Grants	1,168,412	1,240,389	1,240,389	1,142,739
From Foreign Governments	72,693	72,693	72,693	86,359
Capital	72,693	72,693	72,693	86,359
From International Organizations	1,095,719	1,167,696	1,167,696	1,056,380
Current	149,600	267,959	267,959	15,380
Capital	946,119	899,738	899,738	1,041,000
Expenditure	5,998,833	6,040,373	6,144,153	8,051,231
Expenses	4,227,175	4,455,532	4,519,782	6,036,489
Compensation of Employees	1,121,981	1,314,767	1,314,767	1,589,324

Category	2024/25 Approved Estimates	2024/25 Midyear Revised Estimates	2024/25 Likely Outturn	2025/26 Proposed Estimates
Wages and Salaries	1,075,232	1,276,421	1,276,421	1,532,758
Government Contributory pension	46,749	38,347	38,347	56,566
Public Debt Interest	1,455,690	1,455,690	1,455,690	2,171,506
Foreign interest	79,750	79,750	79,750	61,176
Domestic interest	1,375,940	1,375,940	1,375,940	2,110,330
Use of Goods and Services	845,543	930,932	1,019,331	1,342,200
Generic goods and services	493,023	479,544	527,632	676,169
Health Sector	122,423	103,359	103,359	146,214
Agriculture Sector	74,138	74,703	74,703	184,366
Education Sector	73,060	72,054	72,054	87,679
Arrears	500	512	512	500
Storage levy expenses	7,303	7,303	6,171	8,948
Maize purchases	22,000	22,000	22,000	60,000
Elections	53,097	53,097	94,542	162,945
CAT-DDO		102,960	102,960	-
PforR		15,399	15,399	15,380
Grants	412,373	402,650	378,500	543,180
To other General Government Units	388,373	378,650	354,500	543,180
Road Fund Administration	85,024	85,024	69,056	101,122
Roads Authority	6,200	6,200	6,200	8,000
Transfer to MRA	97,653	97,653	89,471	129,692
Subvented Organizations	199,496	189,773	189,773	268,366
Net Lending	24,000	24,000	24,000	36,000
Social Benefits	358,613	317,055	317,055	306,417
Affordable Input Program	161,285	131,585	131,585	131,585

Category	2024/25 Approved Estimates	2024/25 Midyear Revised Estimates	2024/25 Likely Outturn	2025/26 Proposed Estimates
Fertilizer payments	150,700	121,000	121,000	121,000
Maize seed subsidy	4,000	4,000	4,000	4,000
Livestock	585	585	585	585
Logistics	6,000	6,000	6,000	6,000
Employment related social benefits	193,169	181,311	181,311	170,418
Pensions and Gratuities	193,169	181,311	181,311	170,418
Social Cash Transfer - Government	4,159	4,159	4,159	4,415
Other expenses	32,975	34,438	34,438	83,862
Other Statutory expenditures	32,975	34,438	34,438	83,862
Net Acquisition of Non-Financial Assets	1,771,658	1,584,841	1,624,371	2,014,742
Fixed Assets	1,771,658	1,584,841	1,624,371	2,014,742
Foreign financed projects (Part I)	1,387,058	1,310,239	1,310,239	1,437,639
Domestic financed projects (Part II)	384,600	274,602	314,133	577,103
Net Lending/ Net Borrowing	- 1,446,613	- 1,414,136	- 1,792,643	- 2,472,786
Total Financing	1,446,613	1,414,135	1,792,643	2,472,786
Foreign Financing (net)	149,915	196,488	196,488	145,780
Foreign Borrowing	368,246	337,808	337,808	310,280
Foreign Amortization	- 218,331	- 141,320	- 141,320	- 164,500
Domestic Borrowing (Net)	1,296,699	1,217,647	1,596,155	2,327,006

Annex 2: Summary of Estimates by Vote and Budget Type

Category	2024/25 Midyear Revised Estimates	2024/25 Likely Outturn	2025/26 Proposed Estimates
Vote 010-The Presidency	118,115,498	118,115,498	107,570,100
Personal Emoluments	118,115,498	118,115,498	107,570,100
Vote 020-Miscellaneous Other Statutory Payments	58,950,800,000	58,950,800,000	120,361,900,000
Other Recurrent Transactions	58,950,800,000	58,950,800,000	120,361,900,000
Vote 030-Pensions and Gratuities	220,607,201,758	220,607,201,758	228,055,435,787
Other Recurrent Transactions	220,607,201,758	220,607,201,758	228,055,435,787
Vote 040-Public Debt Charges	1,455,690,000,000	1,455,690,000,000	2,171,505,790,000
Other Recurrent Transactions	1,455,690,000,000	1,455,690,000,000	2,171,505,790,000
Vote 050-State Residences	46,932,965,510	61,432,965,510	67,322,959,789
Personal Emoluments	12,982,528,452	12,982,528,452	13,872,522,731
Other Recurrent Transactions	23,950,437,057	38,450,437,057	38,450,437,057
Development Part 2	10,000,000,000	10,000,000,000	15,000,000,000
Vote 060-National Audit Office	8,027,266,122	8,027,266,122	7,579,384,700
Personal Emoluments	2,165,347,818	2,165,347,818	4,253,107,076
Other Recurrent Transactions	5,755,158,834	5,755,158,834	2,926,277,624
Development Part 2	106,759,470	106,759,470	400,000,000
Vote 070-Office of the Chief Justice	35,696,417,459	36,726,254,219	32,995,183,326
Personal Emoluments	28,009,676,684	28,009,676,684	23,841,797,474
Other Recurrent Transactions	6,905,563,044	6,905,563,044	7,144,524,988
Development Part 2	781,177,731	1,811,014,491	2,008,860,864
Vote 071-Supreme Court of Appeal	1,253,525,031	1,253,525,031	1,230,313,740
Other Recurrent Transactions	1,253,525,031	1,253,525,031	1,230,313,740
Vote 072-High Court of Malawi and Subordinate Courts	6,608,764,000	6,608,764,000	9,243,591,797
Other Recurrent Transactions	6,608,764,000	6,608,764,000	9,243,591,797
Vote 080-National Assembly	46,001,160,626	46,001,160,626	46,069,970,492
Personal Emoluments	22,286,792,582	22,286,792,582	22,689,411,751
Other Recurrent Transactions	23,714,368,045	23,714,368,045	23,380,558,741
Vote 081-Directorate Of Public Officer's Declarations	1,458,924,476	1,458,924,476	1,649,502,288
Personal Emoluments	366,456,976	366,456,976	373,717,788
Other Recurrent Transactions	1,092,467,500	1,092,467,500	1,275,784,500
Vote 082-Independent Complaints Commission	1,101,922,787	1,101,922,787	1,441,276,029

Category	2024/25 Midyear Revised Estimates	2024/25 Likely Outturn	2025/26 Proposed Estimates
Personal Emoluments	537,762,787	537,762,787	559,276,029
Other Recurrent Transactions	564,160,000	564,160,000	882,000,000
Vote 090-Office of the President and Cabinet	39,567,481,412	41,340,451,412	54,315,658,471
Personal Emoluments	9,013,098,517	9,013,098,517	9,843,189,232
Other Recurrent Transactions	17,989,973,605	19,762,943,605	29,139,951,003
Development Part 2	500,000,000	500,000,000	1,000,000,000
Development Part 1	12,064,409,290	12,064,409,290	14,332,518,237
Vote 091-National Intelligence Service	10,311,867,525	10,311,867,525	19,384,904,694
Personal Emoluments	3,525,755,337	3,525,755,337	3,972,034,538
Other Recurrent Transactions	6,675,412,188	6,675,412,188	14,412,870,155
Development Part 2	110,700,000	110,700,000	1,000,000,000
Vote 092-National Intelligence Service Complaints Tribunal			415,104,000
Other Recurrent Transactions			415,104,000
Vote 093-Department Human Resources Management and Development	7,760,785,335	7,760,785,335	194,756,773,436
Personal Emoluments	2,326,985,335	2,326,985,335	188,101,702,184
Other Recurrent Transactions	5,433,800,000	5,433,800,000	6,655,071,252
Vote 097-Civil Service Commission	1,303,304,094	1,303,304,094	1,437,710,508
Personal Emoluments	584,570,042	584,570,042	576,088,508
Other Recurrent Transactions	718,734,052	718,734,052	861,622,000
Vote 100-Ministry of Defence	2,595,689,613	2,595,689,613	5,758,822,391
Personal Emoluments	362,875,536	362,875,536	319,822,391
Other Recurrent Transactions	681,750,000	681,750,000	1,139,000,000
Development Part 2	1,551,064,077	1,551,064,077	4,300,000,000
Vote 101-Malawi Defence Force	235,829,100,492	235,829,100,492	271,552,220,591
Personal Emoluments	136,520,597,709	136,520,597,709	143,013,189,665
Other Recurrent Transactions	99,308,502,782	99,308,502,782	128,539,030,926
Vote 120-Ministry of Local Government	28,614,039,672	28,614,039,672	37,893,642,538
Personal Emoluments	3,023,965,819	3,023,965,819	15,427,284,959
Other Recurrent Transactions	5,959,145,567	5,959,145,567	6,876,357,579
Development Part 2	19,630,928,286	19,630,928,286	15,590,000,000
Vote 121-National Local Government Finance Commission	397,182,197,478	397,182,197,478	480,904,363,842
Personal Emoluments	1,420,324,656	1,420,324,656	2,000,083,868
Other Recurrent Transactions	86,047,743,584	86,047,743,584	105,458,519,863
Development Part 2	85,125,160,313	85,125,160,313	106,634,065,027

Category	2024/25 Midyear Revised Estimates	2024/25 Likely Outturn	2025/26 Proposed Estimates
Development Part 1	224,588,968,926	224,588,968,926	266,811,695,084
Vote 130-Ministry of Lands	27,499,861,717	27,499,861,717	36,584,553,152
Personal Emoluments	4,681,091,773	4,681,091,773	4,667,338,996
Other Recurrent Transactions	20,873,719,707	20,873,719,707	23,517,214,156
Development Part 2	1,945,050,238	1,945,050,238	8,400,000,000
Vote 180-Ministry of Youth and Sports	6,028,625,030	6,028,625,030	10,421,406,144
Personal Emoluments	1,072,745,032	1,072,745,032	1,060,215,338
Other Recurrent Transactions	958,512,000	958,512,000	2,231,190,806
Development Part 2	3,997,367,998	3,997,367,998	7,130,000,000
Vote 190-Ministry of Agriculture	555,531,615,981	555,531,615,981	687,885,223,814
Personal Emoluments	13,259,184,996	13,259,184,996	13,421,810,778
Other Recurrent Transactions	324,564,565,823	324,564,565,823	372,627,709,402
Development Part 2	11,414,940,000	11,414,940,000	23,400,000,000
Development Part 1	206,292,925,162	206,292,925,162	278,435,703,633
Vote 210-Ministry of Water and Sanitation	202,223,297,383	202,223,297,383	281,755,068,967
Personal Emoluments	2,092,661,315	2,092,661,315	2,204,558,223
Other Recurrent Transactions	656,733,477	656,733,477	734,320,151
Development Part 2	17,749,294,961	17,749,294,961	38,650,000,000
Development Part 1	181,724,607,630	181,724,607,630	240,166,190,593
Vote 240-Office of the Vice President	5,953,229,117	8,339,729,117	8,175,996,904
Personal Emoluments	2,415,817,141	2,415,817,141	2,648,149,079
Other Recurrent Transactions	3,537,411,976	5,923,911,976	5,527,847,825
Vote 250-Ministry of Basic and Secondary Education	345,819,501,836	345,819,501,836	368,555,175,929
Personal Emoluments	106,294,650,562	106,294,650,562	120,021,135,412
Other Recurrent Transactions	50,525,080,599	50,525,080,599	54,119,900,472
Development Part 2	8,898,037,511	8,898,037,511	21,250,000,000
Development Part 1	180,101,733,163	180,101,733,163	173,164,140,044
Vote 251-Ministry of Higher Education			11,253,174,733
Personal Emoluments			959,312,721
Other Recurrent Transactions			7,293,862,012
Development Part 2			3,000,000,000
Vote 260-Ministry of Foreign Affairs	75,548,472,181	85,372,071,773	105,807,913,982
Personal Emoluments	31,463,186,292	31,463,186,292	32,932,650,603
Other Recurrent Transactions	42,585,285,889	52,408,885,481	70,375,263,379
Development Part 2	1,500,000,000	1,500,000,000	2,500,000,000

Category	2024/25 Midyear Revised Estimates	2024/25 Likely Outturn	2025/26 Proposed Estimates
Vote 270-Ministry of Finance and Economic Affairs	61,747,997,536	61,747,997,536	95,625,428,296
Personal Emoluments	3,286,921,421	3,286,921,421	3,290,116,685
Other Recurrent Transactions	14,868,390,584	14,868,390,584	20,142,809,555
Development Part 2	500,000,000	500,000,000	1,000,000,000
Development Part 1	43,092,685,531	43,092,685,531	71,192,502,055
Vote 271-Accountant General's Department	21,388,569,303	21,388,569,303	33,453,329,866
Personal Emoluments	2,974,793,873	2,974,793,873	2,825,136,222
Other Recurrent Transactions	15,925,955,430	15,925,955,430	24,028,193,644
Development Part 2	2,487,820,000	2,487,820,000	6,600,000,000
Vote 273-Malawi Revenue Authority	99,213,478,019	91,031,371,418	129,692,209,867
Other Recurrent Transactions	99,213,478,019	91,031,371,418	129,692,209,867
Vote 274-Road Fund Administration	254,796,358,976	277,329,330,379	261,739,319,580
Other Recurrent Transactions	85,023,781,394	69,056,429,772	101,121,823,169
Development Part 2	41,499,934,038	80,000,257,063	160,617,496,411
Development Part 1	128,272,643,544	128,272,643,544	
Vote 275-Subvented Organisations	232,005,581,230	232,005,581,230	386,519,677,913
Other Recurrent Transactions	189,772,549,615	189,772,549,615	268,265,738,065
Development Part 2	38,013,687,473	38,013,687,473	98,137,300,000
Development Part 1	4,219,344,142	4,219,344,142	20,116,639,848
Vote 276-National Statistics Office	3,032,871,284	3,032,871,284	6,865,838,413
Personal Emoluments	1,249,238,861	1,249,238,861	1,275,486,221
Other Recurrent Transactions	1,783,632,423	1,783,632,423	4,990,352,192
Development Part 2	-	-	600,000,000
Vote 277-National Planning Commission	1,786,574,395	1,786,574,395	2,005,353,317
Personal Emoluments	1,087,574,395	1,087,574,395	1,188,753,317
Other Recurrent Transactions	699,000,000	699,000,000	816,600,000
Vote 278-Unforeseen Expenditures	4,432,000,000	4,432,000,000	3,000,000,000
Other Recurrent Transactions	4,432,000,000	4,432,000,000	3,000,000,000
Vote 279-Financial Intelligence Authority	2,008,036,817	2,008,036,817	2,258,101,602
Personal Emoluments	877,269,584	877,269,584	868,424,486
Other Recurrent Transactions	1,130,767,232	1,130,767,232	1,389,677,116
Vote 310-Ministry of Health and Population	345,131,247,444	345,131,247,444	372,690,947,914
Personal Emoluments	91,559,220,334	91,559,220,334	93,360,697,428
Other Recurrent Transactions	56,182,559,348	56,182,559,348	89,672,597,920
Development Part 2	6,752,637,626	6,752,637,626	6,470,000,000
Development Part 1	190,636,830,136	190,636,830,136	183,187,652,565

Category	2024/25 Midyear Revised Estimates	2024/25 Likely Outturn	2025/26 Proposed Estimates
Vote 320-Ministry of Community Development and Social Welfare	56,687,488,660	56,687,488,660	69,677,198,081
Personal Emoluments	3,157,865,107	3,157,865,107	3,184,640,100
Other Recurrent Transactions	7,662,100,000	7,662,100,000	10,501,940,000
Development Part 2	-	-	1,500,000,000
Development Part 1	45,867,523,553	45,867,523,553	54,490,617,981
Vote 330-Ministry of Information and Digitisation	24,548,863,178	24,548,863,178	29,169,979,742
Personal Emoluments	2,284,609,224	2,284,609,224	2,279,466,133
Other Recurrent Transactions	5,028,468,312	5,028,468,312	5,421,908,543
Development Part 2	4,189,821,782	4,189,821,782	5,970,000,000
Development Part 1	13,045,963,860	13,045,963,860	15,498,605,066
Vote 340-Ministry of Homeland Security	5,108,739,434	5,108,739,434	8,571,397,790
Personal Emoluments	890,137,434	890,137,434	823,415,590
Other Recurrent Transactions	2,218,602,000	2,218,602,000	2,747,982,200
Development Part 2	2,000,000,000	2,000,000,000	5,000,000,000
Vote 341-Malawi Police Service	149,080,014,072	149,080,014,072	196,921,242,311
Personal Emoluments	101,193,843,778	101,193,843,778	107,604,997,413
Other Recurrent Transactions	43,936,170,294	43,936,170,294	83,316,244,898
Development Part 2	3,950,000,000	3,950,000,000	6,000,000,000
Vote 342-Malawi Prisons Service	39,238,310,549	39,238,310,549	51,241,574,291
Personal Emoluments	18,882,911,427	18,882,911,427	20,026,879,094
Other Recurrent Transactions	19,630,252,650	19,630,252,650	28,384,695,197
Development Part 2	725,146,472	725,146,472	2,830,000,000
Vote 343-Immigration Department	13,538,615,531	13,538,615,531	18,735,647,108
Personal Emoluments	5,430,146,408	5,430,146,408	6,444,613,690
Other Recurrent Transactions	7,388,089,012	7,388,089,012	11,130,560,004
Development Part 2	720,380,111	720,380,111	1,160,473,414
Vote 344-National Registration Bureau	45,637,791,021	65,241,791,021	29,990,208,338
Personal Emoluments	2,685,564,509	2,685,564,509	2,722,332,381
Other Recurrent Transactions	42,952,226,512	62,556,226,512	27,267,875,956
Vote 350-Ministry of Justice	2,902,136,057	2,902,136,057	5,440,064,216
Personal Emoluments	880,041,153	880,041,153	931,887,774
Other Recurrent Transactions	2,022,094,904	2,022,094,904	4,508,176,442
Vote 351-Directorate of Public Prosecution and State Advocate	2,597,816,623	2,597,816,623	3,859,597,850
Personal Emoluments	859,161,402	859,161,402	921,379,408

Category	2024/25 Midyear Revised Estimates	2024/25 Likely Outturn	2025/26 Proposed Estimates
Other Recurrent Transactions	1,738,655,221	1,738,655,221	2,938,218,442
Vote 352-Registrar General's Department	3,518,732,218	3,518,732,218	3,370,467,226
Personal Emoluments	476,190,918	476,190,918	522,507,304
Other Recurrent Transactions	3,042,541,300	3,042,541,300	2,847,959,922
Vote 353-Administrator General's Department	817,030,226	817,030,226	2,253,173,886
Personal Emoluments	453,030,226	453,030,226	540,897,420
Other Recurrent Transactions	364,000,000	364,000,000	1,712,276,466
Vote 354-Attorney General's Department	816,177,603	816,177,603	964,583,388
Personal Emoluments	332,460,316	332,460,316	358,948,945
Other Recurrent Transactions	483,717,287	483,717,287	605,634,442
Vote 355-Office of the Registrar of Political Parties			1,401,230,000
Other Recurrent Transactions			1,401,230,000
Vote 360-Ministry of Tourism, Culture and Wildlife	8,770,440,897	8,770,440,897	17,970,983,766
Personal Emoluments	3,982,358,193	3,982,358,193	3,999,067,649
Other Recurrent Transactions	3,146,373,736	3,146,373,736	7,929,312,317
Development Part 2	1,641,708,968	1,641,708,968	6,042,603,800
Vote 370-Ministry of Labour	11,075,035,938	11,075,035,938	21,878,010,667
Personal Emoluments	7,398,855,938	7,398,855,938	12,914,200,042
Other Recurrent Transactions	3,676,180,000	3,676,180,000	6,963,810,625
Development Part 2	-	-	2,000,000,000
Vote 390-Ministry of Industry and Trade	4,221,385,059	4,221,385,059	14,455,170,236
Personal Emoluments	1,294,716,391	1,294,716,391	1,331,040,696
Other Recurrent Transactions	2,436,551,468	2,436,551,468	9,761,629,540
Development Part 2	490,117,200	490,117,200	3,362,500,000
Vote 400-Ministry of Transport and Public Works	65,386,611,599	65,386,611,599	100,187,069,107
Personal Emoluments	8,198,367,213	8,198,367,213	8,328,804,943
Other Recurrent Transactions	5,410,489,295	5,410,489,295	6,826,277,621
Development Part 2	3,296,805,652	3,296,805,652	10,000,000,000
Development Part 1	48,480,949,440	48,480,949,440	75,031,986,543
Vote 420-Roads Authority	6,200,000,000	6,200,000,000	8,000,000,000
Other Recurrent Transactions	6,200,000,000	6,200,000,000	8,000,000,000
Vote 430-Malawi Human Rights Commission	3,598,638,507	3,598,638,507	3,819,257,253
Personal Emoluments	1,563,221,097	1,563,221,097	1,589,048,585

Category	2024/25 Midyear Revised Estimates	2024/25 Likely Outturn	2025/26 Proposed Estimates
Other Recurrent Transactions	2,035,417,410	2,035,417,410	2,230,208,668
Vote 460-Malawi Electoral Commission	61,512,521,775	102,957,241,775	174,931,917,670
Personal Emoluments	5,504,823,504	5,504,823,504	5,648,281,940
Other Recurrent Transactions	56,007,698,271	97,452,418,271	169,283,635,730
Vote 470-Ministry of Natural Resources and Climate Change	20,183,745,841	20,183,745,841	24,309,727,196
Personal Emoluments	12,110,821,792	12,110,821,792	12,177,752,792
Other Recurrent Transactions	3,184,088,352	3,184,088,352	5,670,003,163
Development Part 2	1,553,843,070	1,553,843,070	2,500,000,000
Development Part 1	3,334,992,627	3,334,992,627	3,961,971,241
Vote 480-Ministry of Mining	7,006,969,818	7,006,969,818	10,658,360,155
Personal Emoluments	1,551,910,504	1,551,910,504	1,569,232,155
Other Recurrent Transactions	3,688,169,314	3,688,169,314	4,089,128,000
Development Part 2	1,766,890,000	1,766,890,000	5,000,000,000
Vote 490-Ministry of Energy	41,045,786,698	39,913,546,990	56,046,637,238
Personal Emoluments	870,366,647	870,366,647	919,384,624
Other Recurrent Transactions	10,160,482,031	9,028,242,324	12,328,506,247
Development Part 2	1,500,000,000	1,500,000,000	1,550,000,000
Development Part 1	28,514,938,020	28,514,938,020	41,248,746,367
Vote 510-Anti Corruption Bureau	9,585,682,550	9,585,682,550	10,724,340,784
Personal Emoluments	5,393,610,407	5,393,610,407	4,841,549,396
Other Recurrent Transactions	3,988,992,143	3,988,992,143	5,382,791,388
Development Part 2	203,080,000	203,080,000	500,000,000
Vote 520-Legal Aid Bureau	3,561,701,950	3,561,701,950	5,606,925,820
Personal Emoluments	2,760,311,550	2,760,311,550	2,888,887,820
Other Recurrent Transactions	801,390,400	801,390,400	2,718,038,000
Vote 550-Office of the Ombudsman	3,133,009,986	3,133,009,986	5,219,821,364
Personal Emoluments	2,423,745,508	2,423,745,508	4,214,459,315
Other Recurrent Transactions	709,264,478	709,264,478	1,005,362,050
Vote 560-Law Commission	1,633,014,494	1,633,014,494	2,264,084,013
Personal Emoluments	1,074,286,494	1,074,286,494	1,108,184,813
Other Recurrent Transactions	558,728,000	558,728,000	1,155,899,200
Vote 601 - Blantyre City Council	41,400,000	41,400,000	41,400,000
Personal Emoluments	41,400,000	41,400,000	41,400,000
Vote 602 - Lilongwe City Council	48,600,000	48,600,000	48,600,000
Personal Emoluments	48,600,000	48,600,000	48,600,000

Category	2024/25 Midyear Revised Estimates	2024/25 Likely Outturn	2025/26 Proposed Estimates
Vote 603 - Mzuzu City council	27,000,000	27,000,000	27,000,000
Personal Emoluments	27,000,000	27,000,000	27,000,000
Vote 604 - Zomba City Council	18,000,000	18,000,000	18,000,000
Personal Emoluments	18,000,000	18,000,000	18,000,000
Vote 701 - Kasungu Municipal	16,200,000	16,200,000	16,200,000
Personal Emoluments	16,200,000	16,200,000	16,200,000
Vote 702 - Luchenza Municipal	14,400,000	14,400,000	14,400,000
Personal Emoluments	14,400,000	14,400,000	14,400,000
Vote 807 - Mangochi Town	18,000,000	18,000,000	18,000,000
Personal Emoluments	18,000,000	18,000,000	18,000,000
Vote 901 - Balaka District Council	17,611,905,312	17,611,905,312	17,834,684,436
Personal Emoluments	17,611,905,312	17,611,905,312	17,834,684,436
Vote 902 - Blantyre District Council	34,229,173,779	34,229,173,779	35,462,143,445
Personal Emoluments	34,229,173,779	34,229,173,779	35,462,143,445
Vote 903 - Chikwawa District Council	20,015,750,859	20,015,750,859	20,948,978,276
Personal Emoluments	20,015,750,859	20,015,750,859	20,948,978,276
Vote 904 - Chiradzulu District Council	14,555,683,055	14,555,683,055	15,202,987,227
Personal Emoluments	14,555,683,055	14,555,683,055	15,202,987,227
Vote 905 - Chitipa District Council	11,476,173,106	11,476,173,106	11,786,348,579
Personal Emoluments	11,476,173,106	11,476,173,106	11,786,348,579
Vote 906 - Dedza District Council	24,557,551,411	24,557,551,411	24,991,863,152
Personal Emoluments	24,557,551,411	24,557,551,411	24,991,863,152
Vote 907 - Dowa District Council	22,591,981,041	22,591,981,041	23,149,053,457
Personal Emoluments	22,591,981,041	22,591,981,041	23,149,053,457
Vote 908 - Karonga District Council	15,190,709,104	15,190,709,104	15,477,653,228
Personal Emoluments	15,190,709,104	15,190,709,104	15,477,653,228
Vote 909 - Kasungu District Council	29,909,716,729	29,909,716,729	30,994,128,933
Personal Emoluments	29,909,716,729	29,909,716,729	30,994,128,933
Vote 910 - Likoma District Council	1,552,790,560	1,552,790,560	1,732,141,845
Personal Emoluments	1,552,790,560	1,552,790,560	1,732,141,845

Category	2024/25 Midyear Revised Estimates	2024/25 Likely Outturn	2025/26 Proposed Estimates
Vote 911 - Lilongwe District Council	71,224,787,837	71,224,787,837	72,463,755,117
Personal Emoluments	71,224,787,837	71,224,787,837	72,463,755,117
Vote 912 - Machinga District Council	21,569,035,942	21,569,035,942	21,826,744,993
Personal Emoluments	21,569,035,942	21,569,035,942	21,826,744,993
Vote 913 - Mangochi District Council	32,311,895,940	32,311,895,940	33,120,569,462
Personal Emoluments	32,311,895,940	32,311,895,940	33,120,569,462
Vote 914 - Mchinji District Council	20,436,488,492	20,436,488,492	20,967,760,473
Personal Emoluments	20,436,488,492	20,436,488,492	20,967,760,473
Vote 915 - M'mbelwa District Council	44,017,913,203	44,017,913,203	45,983,026,123
Personal Emoluments	44,017,913,203	44,017,913,203	45,983,026,123
Vote 916 - Mulanje District Council	23,007,724,718	23,007,724,718	23,507,167,518
Personal Emoluments	23,007,724,718	23,007,724,718	23,507,167,518
Vote 917 - Mwanza District Council	7,153,362,684	7,153,362,684	7,283,521,782
Personal Emoluments	7,153,362,684	7,153,362,684	7,283,521,782
Vote 918 - Neno District Council	8,474,107,612	8,474,107,612	9,178,423,398
Personal Emoluments	8,474,107,612	8,474,107,612	9,178,423,398
Vote 919 - Nkhata Bay District Council	13,921,459,109	13,921,459,109	14,262,741,500
Personal Emoluments	13,921,459,109	13,921,459,109	14,262,741,500
Vote 920 - Nkhotakota District Council	15,822,972,548	15,822,972,548	16,352,557,436
Personal Emoluments	15,822,972,548	15,822,972,548	16,352,557,436
Vote 921 - Nsanje District Council	13,612,182,523	13,612,182,523	13,707,278,784
Personal Emoluments	13,612,182,523	13,612,182,523	13,707,278,784
Vote 922 - Ntcheu District Council	20,838,847,862	20,838,847,862	21,146,568,988
Personal Emoluments	20,838,847,862	20,838,847,862	21,146,568,988
Vote 923 - Ntchisi District Council	13,297,120,357	13,297,120,357	13,773,563,479
Personal Emoluments	13,297,120,357	13,297,120,357	13,773,563,479
Vote 924 - Phalombe District Council	16,538,366,937	16,538,366,937	16,955,449,406
Personal Emoluments	16,538,366,937	16,538,366,937	16,955,449,406
Vote 925 - Rumphi District Council	12,395,899,345	12,395,899,345	12,681,778,600
Personal Emoluments	12,395,899,345	12,395,899,345	12,681,778,600
Vote 926 - Salima District Council	18,173,606,240	18,173,606,240	18,909,968,233

Category	2024/25 Midyear Revised Estimates	2024/25 Likely Outturn	2025/26 Proposed Estimates
Personal Emoluments	18,173,606,240	18,173,606,240	18,909,968,233
Vote 927 - Thyolo District Council	22,620,338,560	22,620,338,560	22,892,394,806
Personal Emoluments	22,620,338,560	22,620,338,560	22,892,394,806
Vote 928 - Zomba District Council	31,916,795,884	31,916,795,884	32,414,430,589
Personal Emoluments	31,916,795,884	31,916,795,884	32,414,430,589
Grand Total	6,040,373,048,172	6,144,153,299,619	8,051,130,751,670

Annex 3: Development Projects

Category	2024/25 Midyear Revised Estimates	2024/25 Likely Outturn	2025/26 Proposed Estimates
Vote 050-State Residences	10,000,000,000	10,000,000,000	15,000,000,000
Development Part 2	10,000,000,000	10,000,000,000	15,000,000,000
Construction of Office Complex at Kamuzu Palace	1,000,000,000	1,000,000,000	5,400,000,000
Programme of Replacement and Rehabilitation of Plants and Equipment at State Residences	6,000,000,000	6,000,000,000	3,500,000,000
Rehabilitation of Security Fence	1,500,000,000	1,500,000,000	3,100,000,000
Rehabilitation of State Residences at Kamuzu, Sanjika and Mtunthama Palaces	1,500,000,000	1,500,000,000	3,000,000,000
Vote 060-National Audit Office	106,759,470	106,759,470	400,000,000
Development Part 2	106,759,470	106,759,470	400,000,000
Construction of Government Offices, Governance Institutions	106,759,470	106,759,470	400,000,000
Vote 070-Office of the Chief Justice	781,177,731	1,811,014,491	2,008,860,864
Development Part 2	781,177,731	1,811,014,491	2,008,860,864
Construction of Commercial Court	96,702,670	96,702,670	308,860,864
Construction of Judicial Complex	500,000,000	1,529,836,760	1,000,000,000
Programme of Rehabilitation of Court Buildings	184,475,061	184,475,061	700,000,000
Vote 090-Office of the President and Cabinet	12,564,409,290	12,564,409,290	15,332,518,237
Development Part 1	12,064,409,290	12,064,409,290	14,332,518,237
Multi-national Post Cyclone IDAI Emergency Recovery	12,064,409,290	12,064,409,290	14,332,518,237
Development Part 2	500,000,000	500,000,000	1,000,000,000
Rehabilitation of Civo Stadium and Other Sporting Facilities	500,000,000	500,000,000	1,000,000,000
Vote 091-National Intelligence Service	110,700,000	110,700,000	1,000,000,000
Development Part 2	110,700,000	110,700,000	1,000,000,000
Construction of NIS Training Academy	110,700,000	110,700,000	1,000,000,000
Vote 100-Ministry of Defence	1,551,064,077	1,551,064,077	4,300,000,000
Development Part 2	1,551,064,077	1,551,064,077	4,300,000,000
Construction and Rehabilitation of Buildings and Structures	-	-	1,000,000,000
Rehabilitation of Road Network at Cobbe, Kamuzu, and Moyale Barracks	996,324,097	996,324,097	2,300,000,000
Water Reticulation Project for Barracks	554,739,980	554,739,980	1,000,000,000

Category	2024/25 Midyear Revised Estimates	2024/25 Likely Outturn	2025/26 Proposed Estimates
Vote 120-Ministry of Local Government	19,630,928,286	19,630,928,286	15,590,000,000
Development Part 2	19,630,928,286	19,630,928,286	15,590,000,000
Completion of Chongoni Rock Art World Heritage Site	400,000,000	400,000,000	440,000,000
Construction of an Arts Development Centre	101,400,000	101,400,000	1,000,000,000
Construction of Chiefs Houses across all the regions	1,000,000,000	1,000,000,000	1,000,000,000
Construction of Mangochi DC's Offices	800,000,000	800,000,000	
Construction of Mzuzu Civic Office	3,500,000,000	3,500,000,000	2,000,000,000
Construction of Rural Roads	681,809,302	681,809,302	1,000,000,000
Programme of Construction and Rehabilitation of Urban and Rural Markets	661,326,433	661,326,433	250,000,000
Programme of Construction of DCs Offices (Mzimba, Ntcheu and Thyolo) - Phase 1	3,500,000,000	3,500,000,000	1,500,000,000
Programme of Construction of Stadiums at District Headquarters	6,000,000,000	6,000,000,000	6,000,000,000
Programme of Development of Rural Growth Centres	486,392,550	486,392,550	500,000,000
Rehabilitation of Blantyre Cultural Centre	-	-	400,000,000
Roads and Water Infrastructure Development Program	2,500,000,000	2,500,000,000	1,500,000,000
Vote 121-National Local Government Finance Commission	309,714,129,239	309,714,129,239	373,445,760,111
Development Part 1	224,588,968,926	224,588,968,926	266,811,695,084
Governance to Enable Service Delivery	36,878,707,963	36,878,707,963	43,811,905,060
Malawi Social Support for Resilient Livelihoods	186,999,691,327	186,999,691,327	222,155,633,296
More Employment and Income to Rural Areas Programme	710,569,636	710,569,636	844,156,728
Development Part 2	85,125,160,313	85,125,160,313	106,634,065,027
Constituency Development Fund	38,600,000,000	38,600,000,000	42,460,000,000
Construction of City Roads	23,100,000,000	23,100,000,000	35,000,000,000
Construction of Water Structures	2,316,000,000	2,316,000,000	2,316,000,000
District Development Fund	6,187,144,630	6,187,144,630	7,858,065,027
Infrastructure Development Fund	922,015,683	922,015,683	1,000,000,000
Rehabilitation of District Hospitals	14,000,000,000	14,000,000,000	18,000,000,000

Category	2024/25 Midyear Revised Estimates	2024/25 Likely Outturn	2025/26 Proposed Estimates
Vote 130-Ministry of Lands	1,945,050,238	1,945,050,238	8,400,000,000
Development Part 2	1,945,050,238	1,945,050,238	8,400,000,000
Construction of 10,000 Housing Units for MDF, Police, Prisons and Immigration (Local Currency)	500,000,000	500,000,000	1,000,000,000
Construction of Conference Rooms for Government Offices at Capital Hill	300,000,000	300,000,000	500,000,000
Construction of Houses for People with Albinism	759,353,088	759,353,088	1,000,000,000
Construction of Ministerial Houses and Senior Government Officers	-	-	2,000,000,000
National Land Reforms Roll-Out Program	385,697,150	385,697,150	1,700,000,000
Public Land Infrastructure Development in Cities	-	-	2,200,000,000
Vote 180-Ministry of Youth and Sports	3,997,367,998	3,997,367,998	7,130,000,000
Development Part 2	3,997,367,998	3,997,367,998	7,130,000,000
Construction of National Indoor Sports Complex	332,100,000	332,100,000	2,600,000,000
Construction of Soche and Zingwangwa Stadium	2,404,000,000	2,404,000,000	1,980,000,000
Construction of Youth Centre in Mzuzu	848,767,998	848,767,998	1,000,000,000
Kamuzu Institute for Sports Reconstruction	-	-	1,000,000,000
National Youth Service	412,500,000	412,500,000	550,000,000
Vote 190-Ministry of Agriculture	217,707,865,162	217,707,865,162	301,835,703,633
Development Part 1	206,292,925,162	206,292,925,162	278,435,703,633
Agriculture Commercialisation	1,683,366,300	1,683,366,300	1,999,839,164
Agriculture Commercialisation (Food Systems Resilience Program)	92,585,146,500	92,585,146,500	143,350,862,582
Kasungu District Agriculture Coordination Project	28,772,661	28,772,661	34,181,921
Mzimba District Agriculture Coordination Project	19,181,774	19,181,774	22,787,948
Programme for Rural Irrigation Development	26,058,510,324	26,058,510,324	30,957,510,265
Shire Valley Transformation Project - Phase 1	60,601,186,800	60,601,186,800	71,994,209,918
Transforming Agriculture Through Diversification and Entrepreneurship (TRADE) Programme	25,316,760,803	25,316,760,803	30,076,311,834

Category	2024/25 Midyear Revised Estimates	2024/25 Likely Outturn	2025/26 Proposed Estimates
Development Part 2	11,414,940,000	11,414,940,000	23,400,000,000
Agriculture Infrastructure and Youth in Agribusiness Project	4,000,000,000	4,000,000,000	6,800,000,000
Livestock Infrastructure Development for Sustainable Animal Health, Production and Marketing Project (LIDP)	1,000,000,000	1,000,000,000	2,500,000,000
Market Oriented Smallholder Horticulture Empowerment and Promotion - counterpart	-	-	50,000,000
Programme for Rural Irrigation Development	6,000,000,000	6,000,000,000	8,500,000,000
Promotion of Mechanised Farm Operations through Hiring Centres in Malawi	200,000,000	200,000,000	550,000,000
Shire Valley Transformation Project - Phase 1	214,940,000	214,940,000	5,000,000,000
Vote 210-Ministry of Water and Sanitation	199,473,902,591	199,473,902,591	278,816,190,593
Development Part 1	181,724,607,630	181,724,607,630	240,166,190,593
Karonga Town Water Supply Project	314,356,873	314,356,873	373,455,965
Lilongwe Drought Resilience Program	7,480,891,860	7,480,891,860	-
Lilongwe Water and Sanitation	45,285,339,223	45,285,339,223	53,798,982,997
Malawi Resilience and Disaster Risk Management Project	49,613,854,960	49,613,854,960	40,941,259,693
Malawi Watershed Services Improvement Project	25,961,153,184	25,961,153,184	49,754,242,967
National Water and Sanitation Project (Blantyre Water Board)	27,438,870,690	27,438,870,690	65,194,756,759
Nkhata-bay Town Water	290,500,930	290,500,930	-
NRWB Water Supply and Sanitation Improvement Project	20,793,426,652	20,793,426,652	24,702,590,862
Rumphi Water and Sanitation Services Improvement Project (NRWB)	3,299,397,948	3,299,397,948	3,919,684,762
Updating of Feasibility Studies and Preparation of Detailed Designs for Water Supply Improvement in Mzuzu City and parts of Mzimba District (NRWB)	1,246,815,310	1,246,815,310	1,481,216,588
Development Part 2	17,749,294,961	17,749,294,961	38,650,000,000
Alternative Water source for Zomba (Feasibility Study)	800,000,000	800,000,000	600,000,000
Construction of New Water Supply Centres for Thondwe, Migowi, Ulongwe, Zalewa, Fatima and Makanjira	800,000,000	800,000,000	6,000,000,000

Category	2024/25 Midyear Revised Estimates	2024/25 Likely Outturn	2025/26 Proposed Estimates
Ground Water Extraction for Rural Piped Water Development Programme	5,500,800,000	5,500,800,000	4,000,000,000
Improvement of Water Supply Services in Dowa District	500,000,000	500,000,000	1,000,000,000
Karonga Town Water Supply Project - counterpart	1,500,000,000	1,500,000,000	4,000,000,000
Kholongo Multi- Purpose DAM for Mponela Town	500,000,000	500,000,000	1,000,000,000
Lilongwe Water and Sanitation-Counter Part	200,000,000	200,000,000	2,000,000,000
Lilongwe Water Resource Efficiency Programme (LWREP)	-	-	1,000,000,000
National Water and Sanitation Project (Blantyre Water Board) - Counterpart			1,000,000,000
Nkhata-bay Town Water Supply and Sanitation Project - counterpart	1,000,000,000	1,000,000,000	3,500,000,000
Proposal for Extension of Mangochi Water Supply System to Lakeshore Areas	808,361,444	808,361,444	1,200,000,000
Rehabilitation and Expansion of Dowa, Dwangwa, Salima, Nkhotakota and Ntchisi Schemes	3,000,000,000	3,000,000,000	7,000,000,000
Rehabilitation of Water Pipes at Kamuzu, Sanjika and Mtunthama Palaces	450,000,000	450,000,000	350,000,000
Salima Town Water Supply Project	-	-	1,000,000,000
Salima-Lilongwe Water Project	200,000,000	200,000,000	1,000,000,000
Solar Powered Groundwater Development Pilot Project	495,972,134	495,972,134	2,000,000,000
Songwe River Basin Development Programme	949,200,000	949,200,000	700,000,000
Upgrading of Liwonde Water Supply Project to include Balaka	44,280,000	44,280,000	300,000,000
Upgrading, Rehabilitation and Extension of Nchalo Water Supply Project	1,000,681,383	1,000,681,383	1,000,000,000
Vote 250-Ministry of Basic and Secondary Education	188,999,770,675	188,999,770,675	194,414,140,044
Development Part 1	180,101,733,163	180,101,733,163	173,164,140,044
Education Services Joint Fund (MESIP)	8,039,421,839	8,039,421,839	9,550,833,145
Equity with Quality and Learning at Secondary	37,976,361,570	37,976,361,570	4,319,198,591
Malawi Education Reform Project	85,178,334,780	85,178,334,780	101,191,861,719
Skills for a Vibrant Economy Project (PPA)	48,907,614,974	48,907,614,974	58,102,246,590

Category	2024/25 Midyear Revised Estimates	2024/25 Likely Outturn	2025/26 Proposed Estimates
Development Part 2	8,898,037,511	8,898,037,511	21,250,000,000
Construction of Three (3) Teachers Training Colleges for Primary School Teachers	1,305,836,630	1,305,836,630	-
Construction of 34 Secondary Schools of Excellence Programme	3,711,916,774	3,711,916,774	7,000,000,000
Construction of Inclusive Education Resource Centre	-	-	1,250,000,000
Construction of Luranga Secondary School	-	-	1,500,000,000
Construction of Primary Schools and Rehabilitation of Education Facilities	1,405,279,873	1,405,279,873	1,500,000,000
Construction of Teachers' Houses	1,000,000,000	1,000,000,000	1,500,000,000
Construction of Thumbwe Secondary Schools	738,274,109	738,274,109	1,500,000,000
Expansion and Upgrading of Domasi College of Education	17,945,044	17,945,044	-
Gwanda Chakwamba Centre of Education Excellence	110,700,000	110,700,000	500,000,000
Programme of Construction of 100 Girls Hostels in Community Day Secondary Schools	377,529,110	377,529,110	2,000,000,000
Programme of Construction of Science Laboratories and Libraries - Phase 1	46,916,811	46,916,811	2,000,000,000
Programme of Rehabilitation of Conventional Secondary Schools - Phase 2	183,639,161	183,639,161	1,500,000,000
Rehabilitation of Infrastructure for Disaster Affected Schools	-	-	1,000,000,000
Vote 251-Ministry of Higher Education			3,000,000,000
Development Part 2			3,000,000,000
Construction of Three (3) Teachers Training Colleges for Primary School Teachers			1,500,000,000
Expansion and Upgrading of Domasi College of Education			500,000,000
Rehabilitation of TTCs			1,000,000,000
Vote 260-Ministry of Foreign Affairs	1,500,000,000	1,500,000,000	2,500,000,000
Development Part 2	1,500,000,000	1,500,000,000	2,500,000,000
Rehabilitation of Chancery and Official Residences (Ottawa, Pretoria, London, Addis Ababa, Nairobi and Johannesburg)	1,500,000,000	1,500,000,000	2,500,000,000

Category	2024/25 Midyear Revised Estimates	2024/25 Likely Outturn	2025/26 Proposed Estimates
Vote 270-Ministry of Finance and Economic Affairs	43,592,685,531	43,592,685,531	72,192,502,055
Development Part 1	43,092,685,531	43,092,685,531	71,192,502,055
Financial Access for Rural Markets, Smallholders and Enterprise Programme (FARMSE)	8,439,209,161	8,439,209,161	10,025,780,484
Government to Government Support for Ministry of Finance	9,217,811,577	9,217,811,577	10,950,760,153
Regional Climate Resilience Program for Eastern and Southern Africa	16,833,663,000	16,833,663,000	39,996,783,288
Support for Digitilisation-Financial Inclusion and Competitiveness	8,602,001,793	8,602,001,793	10,219,178,130
Development Part 2	500,000,000	500,000,000	1,000,000,000
Project Preparation Facility	-	-	200,000,000
Support to Public Projects Development for PPPs in Malawi	500,000,000	500,000,000	800,000,000
Vote 271-Accountant General's Department	2,487,820,000	2,487,820,000	6,600,000,000
Development Part 2	2,487,820,000	2,487,820,000	6,600,000,000
Procurement of New IFMIS-Phase 2	2,487,820,000	2,487,820,000	6,000,000,000
Rehabilitation of Treasury Cashiers in Blantyre and Mzuzu	-	-	600,000,000
Vote 274-Road Fund Administration	169,772,577,582	208,272,900,607	160,617,496,411
Development Part 1	128,272,643,544	128,272,643,544	
M1 Rehabilitation Project (KIA Turnoff-Mzimba Turnoff and Kacheche-Chiweta)	57,545,322,000	57,545,322,000	
M5 Road Rehabilitation (Benga-Nkhotakota-Dwangwa)	22,863,012,814	22,863,012,814	
Nacala Corridor Project Phase V	20,326,692	20,326,692	
Nacala Corridor Project-Liwonde-Nsipe Road	709,725,638	709,725,638	
Southern Africa Trade and Transport Facilitation Project	47,134,256,400	47,134,256,400	
Development Part 2	41,499,934,038	80,000,257,063	160,617,496,411
Capacity Improvement for M1 road from Crossroads to M1 junction with Murray road	-	-	4,000,000,000
Capacity Improvement for M1 Road from Junction with Murray Road to Junction to Bwaila Hospital	-	-	2,000,000,000

Category	2024/25 Midyear Revised Estimates	2024/25 Likely Outturn	2025/26 Proposed Estimates
Capacity Improvement of Blantyre to Lilongwe M1 road from Lunzu to junction with Kandodo Corner shop.	-	-	50,000,000
Capacity Improvement of Lilongwe City Roads	500,000,000	39,000,323,025	34,000,000,000
Capacity Improvement of Youth Drive - Chidzanja/T363 Road			500,000,000
Chikwawa - Chapananga - Mwanza	3,613,248,172	3,613,248,172	3,000,000,000
Chikwawa -Thabwa Fatima Road	830,250,000	830,250,000	300,000,000
Chimwaza-Nambuma-Kasiya Road	1,000,000,000	1,000,000,000	3,000,000,000
Chiringa-Muloza Road	1,332,100,000	1,332,100,000	5,017,496,411
Chitipa - Ilomba (Local Currency)	1,000,000,000	1,000,000,000	2,000,000,000
Construction of Chatoloma to Kanyika Niobium Mine Road	1,000,000,000	1,000,000,000	2,000,000,000
Construction of Mtunthama-Wimbe-Chamama Road			1,000,000,000
Construction of Nguruyanawambe/S114 - Kasungu National Park			1,500,000,000
Construction of Ruo Bridge	221,400,000	221,400,000	-
Construction of Thuchira Bridge	1,442,800,000	1,442,800,000	1,000,000,000
Crossroads - Kanengo	13,284,000	13,284,000	
Dedza Boma Loop Road	332,100,000	332,100,000	3,000,000,000
Dualization of Lilongwe City West Bypass (Bingu Stadium R/A - Kanengo T/OFF)	752,760,000	752,760,000	3,500,000,000
Jenda -Embangweni- Edingeni	-	-	2,000,000,000
Kacheche-Bwengu-Chiweta Road Rehabilitation	664,200,000	664,200,000	3,500,000,000
Karonga-Songwe Rehabilitation Project	2,152,220,734	2,152,220,734	4,000,000,000
Katete Bridge and T364 and D197 Roads	1,221,400,000	1,221,400,000	
Kawere - Mkanda - Kapiri	12,177,000	12,177,000	
KIA JCT - Kasungu-Jenda-Mzimba	553,500,000	553,500,000	10,500,000,000
KIA Turn off-Kanengo (Feasibility Study & Designs)	22,140,000	22,140,000	5,000,000,000
Lilongwe City West Bypass Road-Phase 2 (New Mchinji Roundabout - Area 25-Dzenza-M1 Junction)	1,221,400,000	1,221,400,000	
Lilongwe-Mchinji (Feasibility Study & Designs)	55,350,000	55,350,000	50,000,000
Linthipe-Lobi	221,400,000	221,400,000	2,000,000,000
Lirangwe - Namatunu - Machinga	1,254,610,000	1,254,610,000	3,000,000,000
Mangochi- Makanjira(feasibility and design)	13,934,517	13,934,517	
Marka - Nsanje Road	2,166,050,000	2,166,050,000	-

Category	2024/25 Midyear Revised Estimates	2024/25 Likely Outturn	2025/26 Proposed Estimates
Monkeybay-Cape Maclear Road	1,332,100,000	1,332,100,000	2,500,000,000
Msulira - Nkhotakota Road	1,221,400,000	1,221,400,000	3,000,000,000
Msundwe-Chileka-Kasiya	750,000,000	750,000,000	3,000,000,000
Mtunthama - kapelula Road	19,926,000	19,926,000	200,000,000
Mzimba - Ezondweni-Njakwa Road	958,809,644	958,809,644	-
Mzimba - Mzarangwe	-	-	2,000,000,000
Mzimba Street/Lali Lubani Road (Central Medical Stores - Jct M001)			5,000,000,000
Mzuzu - Bula - Usisya Road (Upgrading to Gravel Standard)	332,100,000	332,100,000	2,000,000,000
Nacala Corridor Project Phase IV	33,210,000	33,210,000	1,500,000,000
Namwera - Edrussi - Katuli	77,034,420	77,034,420	500,000,000
Nathenje JCT with Chidzanja Road	22,140,000	22,140,000	50,000,000
Njakwa -Phwezi - Livingstonia road project	287,820,000	287,820,000	3,000,000,000
Nkhoma-Mayani-Dedza (Feasibility & Designs)	636,280,873	636,280,873	3,000,000,000
Nsanama-Nayuchi - Mozambique Border	30,996,000	30,996,000	200,000,000
Nsipe-Liwonde-Zomba	-	-	2,000,000,000
Ntcheu - Tsanganano - Mwanza Road	2,183,673,483	2,183,673,483	2,500,000,000
Ntcheu - Tsanganano - Mwanza Road (Lot 2)	1,387,450,000	1,387,450,000	3,000,000,000
Ntchisi-Malomo Phase 2 (Local Currency)	1,000,000,000	1,000,000,000	1,000,000,000
Ntchisi-Malomo Road	22,140,000	22,140,000	
Nthalire - Kapirinkhonde - Chitipa (Feasibility)	58,509,267	58,509,267	200,000,000
Periodic maintenance/Rehabilitation for Matawale - Liwonde (M003) Road	221,400,000	221,400,000	1,000,000,000
Periodic maintenance/Rehabilitation of Blantyre-Zalewa-Mwanza (M006) Road Section	121,770,000	121,770,000	500,000,000
Rehabilitation of Capital Hill Car park and Roads	332,100,000	332,100,000	500,000,000
Rehabilitation of Driveway and Carpark at Mudi State Residences	132,840,000	132,840,000	300,000,000
Rehabilitation of Kaphatenga-Dwangwa-Local Curreny	100,000,000	100,000,000	1,000,000,000
Rumphi - Nyika - Chitipa (Lot 1)			2,000,000,000
Rumphi - Nyika Turn-Off - Hewe Road	3,400,000,000	3,400,000,000	6,000,000,000
SADC Sub-Regional (Benga-Dwangwa)	22,140,000	22,140,000	
SADC Sub-Regional Transport and Trade Facilitation Project (Benga-Dwangwa)	1,055,910,000	1,055,910,000	4,000,000,000

Category	2024/25 Midyear Revised Estimates	2024/25 Likely Outturn	2025/26 Proposed Estimates
Santhe-Mkhota-Kapiri (Feasibility & Designs)	562,457,837	562,457,837	3,000,000,000
Southern Africa Trade and Transport Facilitation Project (Lilongwe-Kasungu-Mzimba Turn Off-Kacheche-Chiweta Road)	442,800,000	442,800,000	3,000,000,000
Thyolo-Thekerani-Muona-Bangula	2,166,050,000	2,166,050,000	3,000,000,000
Upgrading of Kasungu Municipal Roads	594,032,090	594,032,090	2,500,000,000
Upgrading of Mangochi-Makanjira	243,540,000	243,540,000	200,000,000
Upgrading of Matutu - Bua - Nambuma road	110,700,000	110,700,000	3,000,000,000
Zalewa-Mwanza (Feasibility Study & Designs)	44,280,000	44,280,000	50,000,000
Vote 275-Subvented Organisations	42,233,031,615	42,233,031,615	118,253,939,848
Development Part 1	4,219,344,142	4,219,344,142	20,116,639,848
Eastern and Southern Africa Higher Education Centers of Excellence Project	-	-	15,104,059,007
Eastern and Southern Africa Higher Education Centers of Excellence Project - CoM	2,055,610,352	2,055,610,352	2,442,065,098
LUANAR Sustainable Food Systems	2,163,733,790	2,163,733,790	2,570,515,743
Development Part 2	38,013,687,473	38,013,687,473	98,137,300,000
Agricultural Machinery Production	-	-	5,000,000,000
Capacity Expansion and Productive Knowledge Generation and Application -NRC	2,000,000,000	2,000,000,000	3,000,000,000
Chilungamo Programme in Malawi-Counterpart	44,280,000	44,280,000	200,000,000
Completion of Expansion of Chancellor College School of Economics	-	-	300,000,000
Construction of a Mini-Industrial Park at MUST	-	-	800,000,000
Construction of a Training Complex at Malawi Institute of Education	-	-	1,000,000,000
Construction of Achinyamata Centre	-	-	2,000,000,000
Construction of Administration Block for College of Medicine	646,084,486	646,084,486	3,000,000,000
Construction of Emergency and Disaster Response Centre in the South counterpart	429,640,962	429,640,962	1,500,000,000
Construction of Examinations Marking Centre Complex Building	1,000,000,000	1,000,000,000	1,000,000,000

Category	2024/25 Midyear Revised Estimates	2024/25 Likely Outturn	2025/26 Proposed Estimates
Construction of Fabricated Classrooms at Chancellor College	-	-	1,000,000,000
Construction of Inkosi Mmbelwa University	-	-	2,000,000,000
Construction of Malawi College of Health Sciences Central Office Administration Block	100,538,536	100,538,536	400,000,000
Construction of Mining University	568,250,000	568,250,000	1,000,000,000
Construction of MUBAS Administration, Research, Teaching and Learning Complex	1,487,834,500	1,487,834,500	3,160,000,000
Construction of Mzuzu University Library	4,285,103,573	4,285,103,573	2,500,000,000
Construction of Nursing and Midwifery Skills Laboratories at Kamuzu College of Nursing - Lilongwe Campus	1,198,406,797	1,198,406,797	2,500,000,000
Construction of Purpose Built Science Laboratory Complex (Phase 1)	1,500,000,000	1,500,000,000	3,000,000,000
Construction of Teaching Complex and Administration Block for LUANAR	1,069,419,793	1,069,419,793	1,850,000,000
Development of LUANAR Mega Farm	1,617,985,000	1,617,985,000	3,000,000,000
Establishment and development of National Botanical Gardens Infrastructure	339,608,400	339,608,400	1,000,000,000
Expansion and Rehabilitation of Chancellor College	3,500,000,000	3,500,000,000	3,000,000,000
Expansion and Rehabilitation of Science Blocks, Water Supply Systems and Campus Hostels - Polytechnic	2,022,887,435	2,022,887,435	2,500,000,000
Green Belt Initiative (Mega farms)	7,200,000,000	7,200,000,000	20,000,000,000
Hightech University Teaching Hospital - KUHeS	110,700,000	110,700,000	
LUANAR Participatory Action Research for Greening and Growing Malawi	15,916,971	15,916,971	71,800,000
Nchalo GBI Limited	3,500,000,000	3,500,000,000	5,359,000,000
Project for the Development of Nthola-Illola-Ngosi Scheme	1,000,000,000	1,000,000,000	14,000,000,000
Reconstruction of BAT Stadium	2,000,000,000	2,000,000,000	2,000,000,000
Rehabilitation and Expansion at Malawi University of Science and Technology	625,755,972	625,755,972	1,500,000,000
Rehabilitation and Expansion of MBC Transmission Infrastructure	1,000,000,000	1,000,000,000	1,000,000,000
Rehabilitation of Mzuzu University	221,400,000	221,400,000	2,500,000,000
Rehabilitation of NGO Authority Building	-	-	1,996,500,000
Skills development programme - MZUNI	44,280,000	44,280,000	

Category	2024/25 Midyear Revised Estimates	2024/25 Likely Outturn	2025/26 Proposed Estimates
Skills development programme -LUANAR	485,595,049	485,595,049	2,500,000,000
SME Transformation Program	-	-	2,500,000,000
Vote 276-National Statistics Office	-	-	600,000,000
Development Part 2	-	-	600,000,000
Construction of NSO Headquarters in Lilongwe	-	-	600,000,000
Vote 310-Ministry of Health	197,389,467,762	197,389,467,762	189,657,652,565
Development Part 1	190,636,830,136	190,636,830,136	183,187,652,565
Joint Health Fund	36,112,091,008	36,112,091,008	42,901,164,118
Malawi Covid-19 Emergency Response and Health Systems Preparedness Project	84,168,315,000	84,168,315,000	99,991,958,220
Malawi Emergency Project to Protect Essential Health Services	58,917,820,500	58,917,820,500	26,705,469,118
Southern Africa Tuberculosis and Health System Support	11,438,603,628	11,438,603,628	13,589,061,110
Development Part 2	6,752,637,626	6,752,637,626	6,470,000,000
Construction of Cancer Centre	5,532,677,626	5,532,677,626	2,500,000,000
Construction of Chikwawa District Hospital (Feasibility Study)	-	-	250,000,000
Construction of Domasi Community Hospital	800,000,000	800,000,000	
Construction of Dowa and Rumphi District Hospital (Feasibility Studies)	-	-	220,000,000
Construction of Mponela Hospital	409,960,000	409,960,000	2,000,000,000
Improved Access of Primary Health Service Delivery - Construction of 55 Health Posts (Phase 1) - Counterpart	10,000,000	10,000,000	1,500,000,000
Vote 320-Ministry of Gender	45,867,523,553	45,867,523,553	55,990,617,981
Development Part 1	45,867,523,553	45,867,523,553	54,490,617,981
Investing in Early Years for Growth and Productivity in Malawi	20,200,395,600	20,200,395,600	23,998,069,973
Social Cash Transfer Programme	25,667,127,953	25,667,127,953	30,492,548,008
Development Part 2	-	-	1,500,000,000
Construction of Early Childhood Centres	-	-	700,000,000
Construction of Library and Lecture Theatre at Magomero College	-	-	800,000,000
Vote 330-Ministry of Information	17,235,785,642	17,235,785,642	21,468,605,066

Category	2024/25 Midyear Revised Estimates	2024/25 Likely Outturn	2025/26 Proposed Estimates
Development Part 1	13,045,963,860	13,045,963,860	15,498,605,066
Digital Malawi Project	13,045,963,860	13,045,963,860	15,498,605,066
Development Part 2	4,189,821,782	4,189,821,782	5,970,000,000
Digital Migration Projects	1,000,000,000	1,000,000,000	1,000,000,000
Last Mile Rural Area Connectivity	1,500,000,000	1,500,000,000	3,970,000,000
NACIT Enhancement	287,160,822	287,160,822	1,000,000,000
National Fibre Backbone Project	1,402,660,960	1,402,660,960	
Vote 340-Ministry of Homeland Security	2,000,000,000	2,000,000,000	5,000,000,000
Development Part 2	2,000,000,000	2,000,000,000	5,000,000,000
Construction of Maximum Security Prison in Lilongwe	778,600,000	778,600,000	1,000,000,000
Construction of New Blantyre Police Station	221,400,000	221,400,000	1,500,000,000
Construction of New Premises of C Division of Malawi Police Service	1,000,000,000	1,000,000,000	2,000,000,000
Development of Homeland Security Management Information System	-	-	500,000,000
Vote 341-Malawi Police Service	3,950,000,000	3,950,000,000	6,000,000,000
Development Part 2	3,950,000,000	3,950,000,000	6,000,000,000
Border Control	1,000,000,000	1,000,000,000	1,000,000,000
Computerization of Fingerprint Bureau	150,000,000	150,000,000	500,000,000
Establishment of a Forensic Laboratory for the Malawi Police Service	300,000,000	300,000,000	1,000,000,000
Migration of Police Communication System from Analogue to Digital Platform	1,500,000,000	1,500,000,000	2,000,000,000
Rehabilitation of Police Staff Houses	1,000,000,000	1,000,000,000	1,500,000,000
Vote 342-Malawi Prisons Service	725,146,472	725,146,472	2,830,000,000
Development Part 2	725,146,472	725,146,472	2,830,000,000
Programme for Self-Constructed and Rehabilitation of Prison cells and staff houses	246,920,472	246,920,472	1,500,000,000
Revitalization of Industrial Workshops in Prisons	320,160,000	320,160,000	825,000,000
Sewerage Ponds in Prison	158,066,000	158,066,000	505,000,000
Vote 343-Immigration Department	720,380,111	720,380,111	1,160,473,414
Development Part 2	720,380,111	720,380,111	1,160,473,414
Computerization of Border Entry and Exit	220,380,111	220,380,111	322,886,969
Establishment of New Border Posts	250,000,000	250,000,000	600,000,000

Category	2024/25 Midyear Revised Estimates	2024/25 Likely Outturn	2025/26 Proposed Estimates
Rehabilitation of Staff Houses	250,000,000	250,000,000	237,586,445
Vote 360-Ministry of Tourism	1,641,708,968	1,641,708,968	6,042,603,800
Development Part 2	1,641,708,968	1,641,708,968	6,042,603,800
Construction of Malawi Institute of Tourism Purpose Built Facility			1,000,000,000
Development of Public Beaches along the Shores of Lake Malawi	414,797,762	414,797,762	1,400,000,000
Improvement of Access Roads to Resort Areas	771,000,000	771,000,000	1,200,000,000
Product Development in Kasungu National Park Phase 1	455,911,206	455,911,206	1,874,600,000
Promoting Investment and Competitiveness in Tourism Sector (PICTS) - Mzuzu MIT	-	-	568,003,800
Vote 370-Ministry of Labour	-	-	2,000,000,000
Development Part 2	-	-	2,000,000,000
Establishment of Community Colleges and Technical Tools and Equipment for Trained Youth	-	-	2,000,000,000
Vote 390-Ministry of Trade and Industry	490,117,200	490,117,200	3,362,500,000
Development Part 2	490,117,200	490,117,200	3,362,500,000
Establishment of Special Economic Zones in Malawi	-	-	2,000,000,000
Promotion of Agriculture and Development of Agribusinesses for Small and Medium-sized Enterprises in Malawi (USADF)	-	-	362,500,000
Value Chain Development Project	490,117,200	490,117,200	1,000,000,000
Vote 400-Ministry of Transport and Public Works	51,777,755,092	51,777,755,092	85,031,986,543
Development Part 1	48,480,949,440	48,480,949,440	75,031,986,543
Resilient and Strategic Transport Operational Enhancement Project (RESTORE)	-	-	16,365,258,000
Southern Africa Trade and Transport Connectivity Project	48,480,949,440	48,480,949,440	58,666,728,543
Development Part 2	3,296,805,652	3,296,805,652	10,000,000,000
Construction of New Mzuzu Airport	-	-	500,000,000
Bailey Bridge Parts	-	-	1,000,000,000

Category	2024/25 Midyear Revised Estimates	2024/25 Likely Outturn	2025/26 Proposed Estimates
Construction of Government Office at Capital Hill (GOCH 8) - Twin Towers	17,569,711	17,569,711	500,000,000
Construction of Likoma Jetty	1,500,000,000	1,500,000,000	2,000,000,000
Development of Central Materials Laboratory	221,400,000	221,400,000	1,000,000,000
Modernization of KIA	1,110,700,000	1,110,700,000	2,000,000,000
Reconstruction and Rehabilitation of Limbe-Bangula-Marka Railway Section	350,000,000	350,000,000	1,000,000,000
Rehabilitation of Government Offices at Capital Hill	97,135,941	97,135,941	1,500,000,000
Upgrading of Essential Aviation Safety and Equipment	-	-	500,000,000
Vote 470-Ministry of Forestry and Natural Resources	4,888,835,697	4,888,835,697	6,461,971,241
Development Part 1	3,334,992,627	3,334,992,627	3,961,971,241
Sustainable Fisheries, Aquaculture Development and Watershed Management	3,334,992,627	3,334,992,627	3,961,971,241
Development Part 2	1,553,843,070	1,553,843,070	2,500,000,000
Aquaculture Development Project (ADP)	598,331,580	598,331,580	500,000,000
Aquaculture Mega Farm			1,000,000,000
Chipoka Port Fisheries and Aquaculture Infrastructure Development project	564,615,690	564,615,690	500,000,000
Sustainable Fisheries, Aquaculture Development and Watershed Management	390,895,800	390,895,800	500,000,000
Vote 480-Ministry of Mining	1,766,890,000	1,766,890,000	5,000,000,000
Development Part 2	1,766,890,000	1,766,890,000	5,000,000,000
Construction and Rehabilitation of Mines Department Offices and Mineral Laboratories	-	-	1,000,000,000
Establishment of Mining Company	1,766,890,000	1,766,890,000	4,000,000,000
Vote 490-Ministry of Energy	30,014,938,019	30,014,938,019	42,798,746,367
Development Part 1	28,514,938,020	28,514,938,020	41,248,746,367
ASCENT Project			9,373,000,000
Development of Mpatamanga Hydropower Plant	2,325,924,050	2,325,924,050	2,763,197,771
Malawi Electricity Access Project	26,189,013,970	26,189,013,970	29,112,548,596
Development Part 2	1,500,000,000	1,500,000,000	1,550,000,000
Development of Mpatamanga Hydropower Plant - counterpart	1,500,000,000	1,500,000,000	1,000,000,000

Category	2024/25 Midyear Revised Estimates	2024/25 Likely Outturn	2025/26 Proposed Estimates
Malawi - Mozambique Interconnector	-	-	150,000,000
Malawi Electricity Access Project - Counterpart	0	0	400,000,000
Vote 510-Anti Corruption Bureau	203,080,000	203,080,000	500,000,000
Development Part 2	203,080,000	203,080,000	500,000,000
Construction of Purpose Built Offices for ACB	203,080,000	203,080,000	500,000,000
Grand Total	1,584,840,868,001	1,624,371,027,786	2,014,742,268,773

Annex 4: Transfers to Subvented Organizations

Category	2024/25 Midyear Revised Estimates	2024/25 Likely Outturn	2025/26 Proposed Estimates
Other Recurrent Transactions	189,772,549,615	189,772,549,615	268,365,738,065
University of Malawi	21,285,467,595	21,285,467,595	28,581,574,698
Kamuzu University of Health Sciences	21,433,663,131	21,433,663,131	27,337,886,874
Malawi University of Business and Applied Sciences	22,741,591,416	22,741,591,416	29,937,920,726
Malawi College of Health Sciences	1,882,201,780	1,882,201,780	2,530,000,000
Malawi Institute of Education	4,002,598,271	4,002,598,271	4,729,170,890
National Library Services	1,303,909,141	1,303,909,141	1,540,601,563
National UNESCO Commission	837,900,000	837,900,000	990,000,000
Malawi National Examination Board	11,251,034,841	11,251,034,841	19,348,625,773
Malawi Council for Disability Affairs	2,541,206,434	2,541,206,434	3,002,499,546
Malawi National Council of Sports	4,737,619,105	4,737,619,105	11,500,000,000
Small and Medium Enterprise Board	1,124,144,960	1,124,144,960	1,328,205,646
Medical Council of Malawi	229,739,100	229,739,100	271,442,545
Nurses and Midwife Council of Malawi	332,842,289	332,842,289	245,861,566
National Herbarium and Botanic Gardens	1,161,583,929	1,161,583,929	1,872,440,733
National Youth Council of Malawi	2,006,380,394	2,006,380,394	4,370,589,080
Mzuzu University	14,872,600,744	14,872,600,744	17,572,353,188
Kachere Rehabilitation Centre	535,576,591	535,576,591	782,797,261
Malawi Investment and Trade Centre	1,466,716,020	1,466,716,020	1,732,962,000
Malawi Broadcasting Corporation	4,823,234,256	4,823,234,256	10,153,392,369
National Commission of Science and Technology	1,624,023,493	1,624,023,493	1,918,824,750
PPP Commission	756,873,906	756,873,906	894,265,625
Malawi Universities Development Program	379,917,241	379,917,241	448,881,810
Lilongwe University of Agriculture and Natural Resources	23,458,923,648	23,458,923,648	31,969,886,851
Malawi University of Science and Technology	12,987,264,451	12,987,264,451	15,344,780,769
Competition and Fair Trading Commission	1,402,940,087	1,402,940,087	1,657,609,126
National Council for Higher Education	1,430,771,292	1,430,771,292	2,000,000,000
Technical Vocational Education Training	936,411,438	936,411,438	1,106,393,750
Cotton Council of Malawi	1,372,509,779	1,372,509,779	721,654,948
Greenbelt Authority	893,619,659	893,619,659	2,133,934,184
Higher Education Students Loans and Grants Board	3,127,232,907	3,127,232,907	5,679,340,667
National Aids Commission	4,500,370,884	4,500,370,884	5,317,301,797
Malawi Institute of Procurement and Supply	172,816,875	172,816,875	190,098,563
Malawi Posts Corporation	1,642,500,000	1,642,500,000	4,306,750,000
National Initiative for Civic Education	1,790,671,645	1,790,671,645	2,115,723,748
National Water Resources Authority	252,291,302	252,291,302	500,000,000
Pesticides Control Board	189,171,171	189,171,171	463,257,328
Malawi Redcross Society	586,723,959	586,723,959	693,229,167
Atomic Energy Regulatory Authority	296,698,063	296,698,063	450,556,250
Malawi Environment Protection Authority	312,841,215	312,841,215	900,000,000
Cannabis Regulatory Authority	977,550,000	977,550,000	1,155,000,000
NGO Regulatory Authority	1,820,875,218	1,820,875,218	2,351,410,032
Malawi School of Government	5,086,960,142	5,086,960,142	6,010,371,811
Civil Aviation Authority	2,327,500,000	2,327,500,000	2,750,000,000

Category	2024/25 Midyear Revised Estimates	2024/25 Likely Outturn	2025/26 Proposed Estimates
Malawi Development Corporation Holdings Limited (MDCHL)	2,875,081,243	2,875,081,243	3,646,981,060
Mining and Minerals Regulatory Authority	-	-	5,079,161,372
Revenue Appeals Tribunal	-	-	732,000,000
Other Recurrent Transactions Total	189,772,549,615	189,772,549,615	268,365,738,065
	-	-	
Donor Funded Projects (Part 1)	4,219,344,142	4,219,344,142	20,116,639,848
Locally Funded Projects (Part II)	38,013,687,473	38,013,687,473	98,137,300,000
Total Part II	42,233,031,615	42,233,031,615	118,253,939,848
Grand Total	232,005,581,230	232,005,581,230	372,353,298,844

Annex 5: Summary of Departmental Receipts

Department	2024/25 Midyear Revised Estimates	2024/25 Likely Outturn	Performance as at December 2024	2025/26 Proposed Estimates
Accountant General	169,150,223	169,150,223	52,567,112	79,507,756
Administrator General	24,140,615	24,140,615	3,161,200	6,954,640
Agriculture	16,441,230,097	16,441,230,097	865,296,363	1,269,101,332
Civil Aviation	9,226,866,501	9,226,866,501	3,822,898,017	
Education	87,550,697	87,550,697	32,443,800	47,584,240
Finance	2,411,473,301	2,411,473,301	13,684,166	325,000,000
Geo Survey	27,534,109	27,534,109	22,200,746	32,561,095
Health & Population	22,783,276	22,783,276	-	-
Immigration	22,047,726,528	22,047,726,528	19,483,502,860	27,319,200,000
Information	24,811,462	24,811,462	5,851,400	9,195,957
Judiciary	150,115,940	150,115,940	1,077,047,974	1,579,670,362
Labour & Social Services	199,486,467	199,486,467	123,425,000	203,651,250
Lands & Phy. Planning	1,298,247,067	1,298,247,067	1,428,513,771	2,095,153,530
Marine	14,436,767	14,436,767	1,087,000	2,989,250
Met. Services	21,577,600	21,577,600	12,361,900	18,130,787
Mines	918,452,643	918,452,643	453,714,425	665,447,821
National Registration Bureau	400,618,527	400,618,527	11,835,500	20,830,580
Police	3,722,475,258	3,722,475,258	9,327,065,495	13,679,696,059
Prisons	6,768,657	6,768,657	13,466,700	19,751,160
Railway Services	1,856,250,000	1,856,250,000	-	2,200,000,000
Registrar General	3,277,232,903	3,277,232,903	7,764,443,209	12,000,000,000
Tourism & Parks	8,730,499	8,730,499	-	-
Trade and Industry	466,117,080	466,117,080	458,547,600	605,214,473
Women & Children	63,243,613	63,243,613	49,756,000	72,975,467
Youth, Sports	126,904,965	126,904,965	146,450,799	221,506,833
TOTALS	63,013,924,794	63,013,924,794	45,169,321,035	62,474,122,591